

Music is Magic at the Royal Albert Hall 2027

Act 1

Anything is Possible Prologue

1. Music is Magic
2. Anything is Possible
3. Can't Beat It, Music Man!
4. Dambusters March
5. Holding Your Hand
6. The Trumpy Tuba
7. Best Life
8. Fill Your Heart With Love
9. It's Animals I Adore

Act 2

1. *Glissandia and the Royal Music Man Project* (original musical)
2. Join Together
3. High Low Middle ENCORE

Prologue: Anything is Possible

David Stanley

$\text{♩} = 80$
molto espressivo

Solo

Voice

An-y-thing is poss-i-ble. That's our mess-age to you. So

Piano

6

Voice

reach up to the sky. Go on. give it a try. Any-thing is poss-

Pno.

10

Voice

i - ble. poss - i - ble. When you be - live in... You.

Pno.

1. Music is Magic

Lyrics by David Stanley and Jenny Hitchcock

Music by David Stanley

$\text{♩} = 60$

Piano introduction, measures 1-9. The music is in 3/4 time with a key signature of two flats (B-flat and E-flat). The right hand features a rhythmic pattern of eighth notes and quarter notes, while the left hand plays a steady bass line.

Piano introduction, measures 10-14. Measures 10-11 continue the previous pattern. Measures 12-14 feature a triplet of eighth notes in the right hand, with the left hand providing harmonic support.

Piano introduction, measures 15-19. Measures 15-16 have a melodic line in the right hand. Measures 17-19 feature a more complex texture with multiple voices in both hands, including some sixteenth notes.

Measures 20-22. The vocal line begins with the lyrics "Solo 1" above it. The piano accompaniment provides a harmonic background for the vocal entry.

Mus - ic is mag - ic, it o - pens up your heart.

Measures 23-25. The vocal line continues with the lyrics "Solo 2" above it. The piano accompaniment features a rhythmic pattern of eighth notes.

Solo 2 Solo 3
Feel it and use it, it touch-es e -v'ry part of the world we hold dear, bring-ing

Measures 26-29. The vocal line concludes with the lyrics "Solo 4" above it. The piano accompaniment continues with a steady bass line.

Solo 4
loved ones ev - er near. 'Coz mus - ic is mag - ic to me.

A

CHOIR

29

Choir

Mus - ic is mag - ic, it o - pens up your heart. Feel it and use it, it
Mus - ic mag - ic o - pens up your heart

32

touch - es ev - ry part of the world we hold dear, bring - ing loved ones ev - er near. 'Coz
We hold dear E - ver

35

B*f*

mus - ic is mag - ic to me. Let your voic - es sing! With the
near to me. Let your voic - es

38

hope that you will bring, the me - lo - dy_ of life with-in us all
 sing! That you will bring. With - in us

41

Sing it loud - er still! *p* Sing it soft un - til, It's the time you know that
 all _____ Sing it loud-er Oh_ it's the time you know that

C

44

f Sway arms (right, right then left, left etc)
 Mus - ic is mag - ic
 Mus - ic is mag - ic

47

Clapping

Clapping stops

D

51 **rit.** **a tempo**

Mus-ic is mag-ic, it o-pens up your heart. Feel it and use it, it

Mus-ic mag-ic o-pens up your heart

This system contains measures 51 through 54. It features a vocal line with lyrics, a piano accompaniment, and a clapping line. The tempo changes from 'rit.' to 'a tempo' at measure 52. The lyrics are: 'Mus-ic is mag-ic, it o-pens up your heart. Feel it and use it, it' and 'Mus-ic mag-ic o-pens up your heart'.

touch-es e - v'ry part of the world we hold dear, bring-ing loved ones ev-er near. 'Coz

We hold dear Ev - er

This system contains measures 55 through 57. It features a vocal line with lyrics, a piano accompaniment, and a clapping line. The lyrics are: 'touch-es e - v'ry part of the world we hold dear, bring-ing loved ones ev-er near. 'Coz' and 'We hold dear Ev - er'.

58 **rit.** Solo 1

mus-ic is mag - ic to me. Mus-ic is mag-ic to me.

near to me.

This system contains measures 58 through 60. It features a vocal line with lyrics, a piano accompaniment, and a clapping line. The tempo is 'rit.'. The lyrics are: 'mus-ic is mag - ic to me. Mus-ic is mag-ic to me.' and 'near to me.'. A 'Solo 1' instruction is present above the vocal line in measure 59.

2 Anything is Possible

Company remain standing.

Music and Lyrics by David Stanley

VAMP under spoken introduction: "Ladies and Gentlemen, Boys and Girls

Welcome to Music is Magic at the Royal Albert Hall!"

♩=150

Pno.

The piano introduction is in 4/4 time with a tempo of 150. It features a strong, rhythmic accompaniment. The right hand plays a series of chords in a steady pattern, while the left hand plays a simple bass line with eighth notes and rests. The piece begins with a fermata over the first measure.

Letters displayed on screen in turn until they spell POSSIBLE. Company stands on a different letter as they shout the letters.

All

5 *f*

P O S S I

Pno.

This section shows the first five measures of the chorus. The vocal line consists of five notes, each with a letter below it: P, O, S, S, I. The piano accompaniment continues with the same rhythmic pattern as the introduction. A fermata is placed over the first measure of the vocal line.

All

10

B L E

A *With signs*

An-y-thing is poss-i-ble_

Pno.

This section shows the next five measures of the chorus. The vocal line continues with the letters B, L, and E. The piano accompaniment remains consistent. A box containing the letter 'A' is placed above the vocal line, with the instruction 'With signs' next to it. The lyrics 'An-y-thing is poss-i-ble_' are written below the vocal line.

All

15

That's our mess age to you_ Mess-age to you!_ So reach up to the sky_

gru-----|

Pno.

This section shows the final five measures of the chorus. The vocal line concludes with the lyrics 'That's our mess age to you_ Mess-age to you!_ So reach up to the sky_'. The piano accompaniment features a more complex melodic line in the right hand. A fermata is placed over the final measure of the vocal line, with the instruction 'gru' and a dashed line below it.

2

19

Sit

All

Go on_ give_ it a try_ Any-thing is poss - i - ble_ poss-i - ble_

Pno.

Stand on letters as before

24

1.

All

When you be - live in P O S

Pno.

29

All

S I B L E

Pno.

B

34

2.

All sit

mf

With signs - possible solos?

All

YOU! We roamed the Earth_ for cen - tur - ies_

Pno.

40 3

All *Then built a boat_ to sail the se - ven seas And we aimed high in a*

Pno.

46 *All stand*

All *hot air bal-loon_ Then built a rock-et_ And flew to the moon!*

Pno.

52 C *f*

All *An-y-thing is poss-i-ble_ That's our mess-age to you_ Mess-age to you!_ So*

Pno.

57 *Sit*

All *reach up to the sky_ Go on_ give_ it a try_ Any-thing is poss - i - ble_*

Pno.

D

mf Letters displayed on screen - stand on different letters

62

All

poss-i-ble_ When you be-live in I C

Pno.

mf

67

All

A N D O I

Pno.

72

All

f T! I CAN DO IT! An-y-thing is poss-i-ble_ That's our mess-age to you

Pno.

f

E *With off-beat claps*

76

All

__ Mess-age to you!__ So reach up to the sky__ Go on__ give__ it a try

Pno.

8va

81

All Any-thing is poss - i - ble_ poss-i - ble_ When you be - lieve in

Pno.

86 **F**

All You When you be - lieve When you be lieve_ Then you will see

Pno.

91

All What you ach-ieve!_ When you be - lieve

Voice An-y-thing is poss-i - ble_

Pno.

96

All *When you be - lieve__ Then you will see__*

Voice *That's our mess-age to you__ Mess-age to you!__ So reach up to the sky*

Pno. *8va*

100

All *What you ach-ieve!__ Any-thing is poss - i - ble__ poss-i - ble_*

Voice *Go on__ give_ it a try__ Any-thing is poss - i - ble__ poss-i - ble_*

Pno.

105

All *When you be - lieve in YOU! We roamed the*

Voice *When you be - lieve in YOU!*

Pno. *All sit* **G** *mf*

110

All Earth_ for cen - tur - ies___ Then built a boat___ to sail the se - ven

Pno.

116

All seas And we aimed high in a hot air bal-loon___ Then built a

Pno.

122

rall. ♩=90 H

All rock-et___ And flew to the moon! An-y thing is

Pno.

126

All poss-i - ble___ That's our mess-age to you___ Mess age to you___ So

Pno.

130

All

reach up to the sky ___ Go on ___ give it a try ___ An-y-thing is

Pno.

134

I ♩=150

All

i - ble ___ poss - i - ble ___ When you be - lieve

Pno.

138

All

in YOU! YOU!

Pno.

- 1. Instrumental - HEAD x2
- 2. Chorus x 2
- 3. Scat Singing Solos
- 4. Instrument Solos
- 5. Instrumental - HEAD x1
- 6. Chorus x 1

3 Can't Beat It, Music Man!

David Stanley

$\text{♩} = 80$ Swing

Drum Fill ad.lib! *Drum Fill ad.lib!*

Piano

Detailed description: This block shows the piano introduction in 4/4 time. It features a right-hand melody with eighth and quarter notes and a left-hand accompaniment with quarter notes. There are two repeat signs, each followed by the instruction 'Drum Fill ad.lib!'. The key signature has one flat (Bb).

HEAD

6 C

Glock. E D E E D E E D E E D E

Drum

Ad Lib.

Pno.

Detailed description: This system covers measures 6-9. The Glockenspiel part has a simple melody of eighth notes. The drum part has a consistent pattern of a snare drum followed by a hi-hat. The piano accompaniment consists of chords in the right hand and a bass line in the left hand. The key signature is C major.

10 F7 C

Glock. Eb/D# D C D Eb/D# D C E D E E D E

Drum

Pno.

Detailed description: This system covers measures 10-13. The Glockenspiel part continues with a similar melody. The drum part maintains the same pattern. The piano accompaniment changes to F7 and C chords in the right hand. The key signature changes to F major (one flat).

14 D⁷ G⁷ C

Glock.

Drum

E D E E D E

Pno.

18 C

1. 2.

Voice

Can't beat it! Mus - ic Man!

Glock.

Drum

E D E E D E

Pno.

22 C F⁷

Voice

Can't beat it! Mus - ic Man! You just got to play the blues!

Pno.

26 C D7

Voice

Can't beat it! Mus - ic Man! Sing-ing and a-play-ing and a

Pno.

29 G7 C

Voice

swing-ing and a-sway-ing gon na get you through_

Pno.

32 Solo scat - call Ad Lib. Company - response

Voice

Do ba ba_ Do ba ba_

Pno.

36 Solo scat - call Company - response

Voice

Do ba ba_ Do ba ba_

Pno.

40 Solo scat - call

Company - reponse

Voice

Do ba ba_ Do ba ba_

Pno.

44

Ad. Lib. jazz improvisations: Piano, Kit, Sax, Bass etc

Voice

"Ladies and Gentlemen, please welcome...vocalist(s)"

Ad. Lib. vocal improvisations

45

Pno.

50

Pno.

Voca improv. continues

54

HEAD

C

Glock.

Drum

E D E

Pno.

Ad Lib.


58 F⁷


Glock. 


Drum 

Pno. 

62 C D⁷

Glock. 

Drum 

Pno. 

66 G⁷ C C

Voice 

Glock. 

Drum 

Pno. 

70 C F7

Voice

Mus - ic Man! Can't beat it! Mus - ic Man! You just got to

Pno.

74 C D7

Voice

play the blues! Can't beat it! Mus - ic Man! Sing-ing and a - play-ing and a

Pno.

78 G7 D7

Voice

swing-ing and a - sway-ing, and a Sing - ing and a - play - ing and a

Pno.

80 G7 D7

Voice

swing-ing and a - sway-ing, and a Sing - ing and a - play - ing and a

Pno.

82 G7 C

Voice

swing-ing and a sway-ing gon-na get you through_ Mus - ic Man! YEAH!

Pno.

4 The Dambusters March

Captain Walter Gordon in wheelchair downstage centre dressed as pilot.

Students turn propeller props.

Ad.lib SFX of wartime pilots. "All aircraft, this is Group Leader. Time to go. Good luck, chaps".

Eric Coates

Con Spirito ♩=140

The musical score is arranged in three systems. The first system includes Bass Drum and Piano. The second system includes B. D., Cym., and Pno. The third system includes W.B., Tri., and Pno. The score is in 2/4 time with a key signature of one sharp (F#). The tempo is marked 'Con Spirito' with a quarter note equal to 140 beats per minute. Dynamics include *p*, *cresc. molto*, *ff*, and *mf*. A section starting at measure 19 is marked with a box containing the letter 'A'. The piano part features a complex rhythmic pattern with many beamed notes and rests.

26

W.B.

Tri.

Pno.

This system covers measures 26 to 33. The W.B. and Tri. parts are mostly rests, with some notes appearing in measures 27 and 28. The Pno. part is more active, featuring a complex texture with chords and moving lines in both staves.

34

W.B.

Tri.

Pno.

This system covers measures 34 to 40. The W.B. and Tri. parts are mostly rests, with some notes appearing in measures 35 and 36. The Pno. part continues with complex textures and includes a dynamic marking *f* in measure 39.

41

W.B.

Tri.

Pno.

This system covers measures 41 to 48. The W.B. and Tri. parts are mostly rests, with some notes appearing in measures 42 and 43. The Pno. part continues with complex textures and includes a dynamic marking *f* in measure 45.

Everyone waves arms like flying planes. Wheelchairs rise, tilt and turn.

B Cantabile (poco meno mosso) ♩=120

49

Pno.

56

Pno.

64

Pno.

72

Pno.

"Music Man Squadron. On final approach... Bomb aimer ready... hold her steady... steady..."

80

Tamb.

Pno.

Tempo 1 ♩=140

C

f

mp *f*

87

Tamb.

Pno.

95

Tamb.

Pno.

103

Tamb.

Pno.

111

Tamb.

Pno.

mf

D

118

W.B.

Tri.

Pno.

mf

mf

126

Pno.

133

W.B.

Tri.

Pno.

cresc.

141

Tri.

Pno.

f

p

cresc. molto

6 "M for Music Man Project. On final approach... Bomb aimer ready... hold her steady... steady..." *cresc. molto*

148 E

B. D. *p*

Pno. *sf p*

155

B. D.

Cym. *ff*

Pno. *ff*

"Tambourines away" *Everyone waves arms like flying planes (tambourines in one hand). Wheelchairs rise, tilt and turn.*

164 F *molto rall.* **Grandioso** ♩=96

B. D.

Cym.

Tamb.

Pno. *f*

173

Tamb.

Pno.

183

Tamb.

Pno.

193

Tamb.

Pno.

204

Tamb.

A tempo ♩=96

Pno.

"Drums away!" *Parachute appears above the Captain's wheelchair*

214

B. D.

Tamb.

Pno.

The musical score consists of three staves. The top staff is for B. D. (Bass Drum) and the middle staff is for Tamb. (Tambourine). Both are marked with a double bar line and a key signature of one sharp (F#). The B. D. part features a sequence of eighth notes with accents, starting from measure 214. The Tamb. part features a sequence of eighth notes with accents, also starting from measure 214. The bottom staff is for Pno. (Piano) and is marked with a double bar line and a key signature of one flat (Bb). It features a complex accompaniment with chords and moving lines in both hands, including a series of chords in the right hand and a series of eighth notes in the left hand.

"You've made history tonight. Music Man Squadron - out."

5 Holding Your Hand

Students 'couple up'. Screen shows couples (like KISS-CAM).

David Stanley

♩=100

2 Cherubs dance around soloists

Cherubs

Ah Ah

Piano

Choir

Ah Ah

Pno.

Boys

Colla Voce Solo C Am

If I was-n't this boy_ who would I be? In a

Choir

Pno.

11 Dm G⁷ C E⁷/B

Boys
par - a - lel world who would you see? Do I

Pno.

14 Am Dm G⁷

Boys
know who I am?_ Or do I just pre-tend to be?

Girls
solo
If I

Pno.

17 C Am Dm

Girls
was't this girl____ who would I be? In a par - a - lel world who would you

Pno.

20 G⁷ C E⁷/B

Girls
see? Do I

Pno.

22 Am Dm G⁷

Girls
know who I am?_ Or do I just pre-tend to be.

Pno.

Più mosso ♩=110 *Company join - with signs*

25 F G Am Dm G

Boys
Some - one else An im - post - er who is he?

Girls
Some - one else An im - post - er who is she?

Pno.

poco accel. .

29 F E⁷ Am Dm E

Boys
Some - one more? You don't have to wor-ry,

Girls
Some - one more? You don't

Pno.

Più mosso ♩=120 With actions

32 F G C

Boys
Coz at the end of the day_ we just do it our way_ It don't

Girls
have to wor-ry Coz at the end of the day_ we just do it our way_ It don't

Pno.

35 E7 F

Boys
matt-er 'bout a - ny-one else!_ I am here hold-ing your hand

Girls
matt-er 'bout a - ny-one else!_ I am here hold-ing your hand

Pno.

38 C G C

Boys
_ Hold-ing your hand_ Coz at the end of the day_ we just

Girls
_ Hold-ing your hand_ Coz at the end of the day_ we just

Pno.

41 E⁷ F

Boys do it our way_ It don't matt-er 'bout a - ny-one else!_

Girls do it our way_ It don't matt-er 'bout a - ny-one else!_

Pno.

44 C G

Boys I am here hold-ing your hand_ Hold-ing your hand_ Hold-ing your hand

Girls I am here hold-ing your hand_ Hold-ing your hand_ Hold-ing your hand

Pno.

47 C *solo* C Am

Boys
 If I was-n't with you_ where would I be?

Girls
 solo
 All a-

Pno.

51 C E⁷/B Am

Boys Do I know who I am? Or do I

Girls lone in the world in mi-se - ry Do I know who I am? Or do I

Pno.

Company join - with signs

55 Dm G⁷ F G Am

Boys just pre-tend to be? Some - one else An im-

Girls just pre-tend to be? Some - one else An im-

Pno.

59 Dm G F E⁷ Am

Boys post-er who is he? Some - one more?

Girls post-er who is she? Some - one more?

Pno.

63 Dm E F G C

Boys
You don't have to wor-ry, Coz at the end of the day_ we just

Girls
You don't have to wor-ry Coz at the end of the day_ we just

Pno.

66 E7 F

Boys
do it our way_ It don't matt-er 'bout a - ny-one else!_

Girls
do it our way_ It don't matt-er 'bout a - ny-one else!_

Pno.

69 C G

Boys
I am here hold-ing your hand_ Hold-ing your hand_ Coz at the

Girls
I am here hold-ing your hand_ Hold-ing your hand_ Coz at the

Pno.

72 C E7 F

Boys
end of the day_ we just do it our way_ It don't matt-er 'bout a - ny-one else!

Girls
end of the day_ we just do it our way_ It don't matt-er 'bout a - ny-one else!

Pno.

75 C G

Boys
— I am here hold-ing your hand_ Hold-ing your hand_ Hold-ing your hand

Girls
— I am here hold-ing your hand_ Hold-ing your hand_ Hold-ing your hand

Pno.

79 C Solo Am Fm/Ab

Boys
— Be - cause of_ you_ Solo I know

Girls
— Be - cause of_ you_

Choir
— Ah

Pno.

82 C/G D7/F# F Fm *Everyone*

Boys who I am For-e - ver We'll be to-ge

Girls I know who I am For e - ver, to ge

Choir Ah We'll be to-ge

Pno.

86 C/G E7 Solo Am Fm/Ab

Boys ther Be cause of you Solo I have

Girls ther Be cause of you

Choir ther Ah

Pno.

90 C/G D7/F# Dm C/G *Everyone*

Boys love in my hand For-e - ver For e - ver

Girls I have love in my hand For e - ver

Choir For e - ver

Pno.

Students play 'air-sax'.

94 D/A D

Boys *E - ver*

Girls *E - ver*

Choir *e - ver*

Alto Sax. *Sax solo*

Pno.

98 Bm Em A7 D F#7/C#

Alto Sax.

Pno.

102 *Company - with signs*

Boys *Some - one*

Girls *Some - one*

Alto Sax. Bm Em A7 G A

Pno. *Sax continues ad.lib.*

106 Bm Em A G F#7 Bm

Boys
else An im-post-er who is he? Some - one more?

Girls
else An im-post-er who is she? Some - one more?

Pno.

111 Em A

Boys
You don't have to wor - ry, Coz at the

Girls
You don't have to wor - ry Coz at the

Pno.

113 D F#7 G

Boys
end of the day_ we just do it our way_ It don't matt-er 'bout a-ny-one else!_

Girls
end of the day_ we just do it our way_ It don't matt-er 'bout a-ny-one else!_

Pno.

117 D A

Boys I am here hold-ing your hand— Hold-ing your hand— Coz at the

Girls I am here hold-ing your hand— Hold-ing your hand— Coz at the

Pno.

120 D F#7 G

Boys end of the day— we just do it our way— It don't matt-er 'bout a - ny-one else!

Girls end of the day— we just do it our way— It don't matt-er 'bout a - ny-one else!

Pno.

123 D

Boys — I am here hold-ing your hand— Hold-ing your hand

Girls — I am here hold-ing your hand— Hold-ing your hand

Pno.

Meno mosso

126 A D rit. solo

Boys — Hold-ing your hand — I am here hold-ing your hand

Girls — Hold-ing your hand — I am here hold-ing your hand

Pno.

129 D A G D

Boys — Hold-ing your hand — Hold-ing your hand —

Girls — Hold-ing your hand — Hold-ing your hand —

Choir — Ah —

2 Cherubs

Pno.

6 The Trumpy Tuba

David Stanley

♩=120

Off stage, hiding!

Tuba

Piano

6

Tba.

Choirs/MMP

Tri.

Pno.

fff *mf* *mp*

Hail the trump- y tu-ba! You trump all night and

11

Choirs/MMP

Tri.

Pno.

day! With a trump trump here, and atrump trump there. You trump trump ev'-ry

Trumpy nervously walks on to the stage... and slowly comes into the spotlight.

15 (or SFX/Whoopy Cushion!)

rall.

Tba. 

Choirs/MMP  where! Hail the trump-y tu-ba!

Tri. 

Pno. 

21 - ♩=120

Tba.  *f*

Tri. 

Pno. 

26

(or SFX/Whoopy Cushion!)

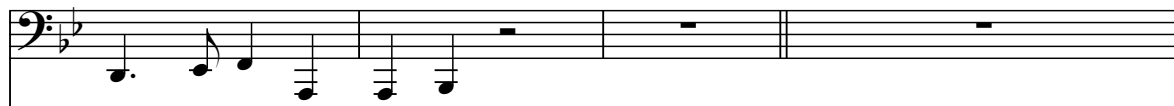
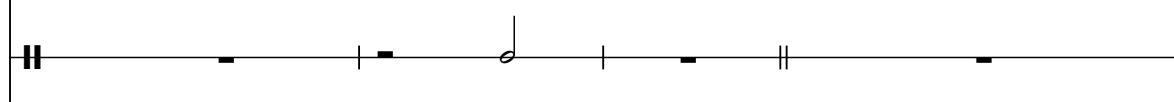
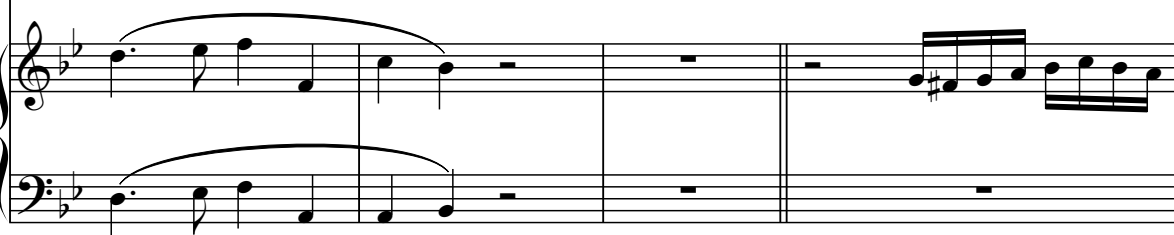
Tba. 

Tri. 

Pno. 

31

$\text{♩} = 140$ "Go on Mr Trumpy!"

Tba.  Tri.  Pno. 


35

Tba.  Pno. 

37

Tba.  Pno. 

39

Tba.  Pno. 

41

Tba.

Pno.

44

Tba.

Pno.

47

Tba.

Pno.

50

Tba.

Pno.

53

Tba.

Pno.

55

Tba.

Pno.

57

Tba.

Pno.

59

Tba.

Pno.

62

Tba.

Tri.

Pno.

Triangle MMP Regions

65

Tba.

Tri.

Pno.

68

Tba.

Tri.

Pno.

71

Tba.

Tri.

Pno.

74 VAMP if required!

Tba.

f

Pno.

77

Tba.


Pno.


80


Tba.

Pno.

83

Tba. 

Choirs/MMP 
Hail the trump y tu - ba! You

Pno. 


86


Tba. 


Choirs/MMP 
trump all night and day! Trump trump here

Pno. 

89

Tba. 

Choirs/MMP 
Trump trump there Trump trump ev' - ry where you dare!

Pno. 

92

Tba. *ppp*

Choirs/MMP *pp* *mf*
A trump can be as qu-iet as a mouse *trump* A

Tri.

Pno. *pp*

96

Tba. *fff* *Comedically wrong notes!*

Choirs/MMP trump can e-ven reach the White House! *(SFX/Whoopy Cushion!)*

Pno. *mf* *ff*

101

Tba. *p* *mf* *f*

Choirs/MMP *p* *f*
Hail the trump-y tu-ba! Hail the trump-y tu-ba! Hail the trump-y tu-ba!

Pno. *p*

104

Tba. *port.*

Choirs/MMP *ff*
Everyone waves their trunks!
Trump, trump, trump!

Pno. *f*

Detailed description: This system covers measures 104 to 106. The tuba part (Tba.) has a whole note rest in measure 104, followed by a whole note in measure 105, and a whole note with a portamento line in measure 106. The choir part (Choirs/MMP) has a whole note rest in measure 104, followed by a half note chord in measure 105, and a whole note rest in measure 106. The piano part (Pno.) has a triplet of eighth notes in the right hand and a whole note chord in the left hand in measure 104. In measure 105, the right hand has a triplet of eighth notes and a quarter note, while the left hand has a half note chord. In measure 106, the right hand has a quarter note and an eighth note, while the left hand has a whole note chord.

107 *Dance routine!*

Tba. *ff*

Pno. *f*

Detailed description: This system covers measures 107 and 108. The tuba part (Tba.) has a half note rest in measure 107, followed by eighth notes in measure 108. The piano part (Pno.) has a rhythmic accompaniment with eighth notes in the right hand and chords in the left hand.

109

Tba.

Pno.

Detailed description: This system covers measures 109 and 110. The tuba part (Tba.) has a continuous eighth-note line in measure 109, followed by eighth notes and a quarter note in measure 110. The piano part (Pno.) has a rhythmic accompaniment with eighth notes in the right hand and chords in the left hand.

111

Tba.

Pno.

Detailed description: This system covers measures 111 and 112. The tuba part (Tba.) has a continuous eighth-note line in measure 111, followed by eighth notes and a quarter note in measure 112. The piano part (Pno.) has a rhythmic accompaniment with eighth notes in the right hand and chords in the left hand.

113

Tba.

Pno.

Musical score for measures 113-115. The tuba part (Tba.) is in bass clef and features a complex eighth-note pattern with various accidentals and accents. The piano part (Pno.) is in grand staff, with the right hand playing chords and eighth-note figures, and the left hand providing harmonic support with chords and eighth-note accompaniment.

116

Tba.

Pno.

Musical score for measures 116-118. The tuba part (Tba.) features a sequence of quarter notes with accents. The piano part (Pno.) continues with eighth-note accompaniment in the right hand and chords in the left hand.

119

Tba.

Pno.

Musical score for measures 119-121. The tuba part (Tba.) features a sequence of quarter notes with accents. The piano part (Pno.) continues with eighth-note accompaniment in the right hand and chords in the left hand.

122

Tba.

Pno.

Musical score for measures 122-124. The tuba part (Tba.) features a sequence of quarter notes with accents. The piano part (Pno.) continues with eighth-note accompaniment in the right hand and chords in the left hand.

125

Tba.

Pno.

This system contains measures 125 and 126. The Tuba part (Tba.) is written in a bass clef with a key signature of two flats. It features a melodic line with eighth and sixteenth notes, including accents and slurs. The Piano part (Pno.) is in a grand staff. The right hand has a melodic line with eighth notes and slurs, while the left hand provides a harmonic accompaniment with chords and eighth notes.

127

Tba.

Pno.

This system contains measures 127 and 128. The Tuba part continues with a similar melodic pattern. The Piano part shows a change in the left hand accompaniment, with more complex chordal structures and eighth-note patterns.

129

Tba.

Pno.

This system contains measures 129 and 130. The Tuba part has a melodic line with eighth notes and slurs. The Piano part continues with its accompaniment, featuring chords and eighth-note patterns.

131

Tba.

Pno.

This system contains measures 131 and 132. The Tuba part has a melodic line with eighth notes and slurs. The Piano part continues with its accompaniment, featuring chords and eighth-note patterns.

134

Tba.

Tri.

Pno.

Triangle Regions

Musical score for measures 134-136. The Tuba part (Tba.) features a complex bass line with eighth and sixteenth notes, including accents. The Triangle part (Tri.) has a simple melody of quarter notes. The Piano part (Pno.) has a complex accompaniment with chords and moving lines in both hands.

137

Tba.

Tri.

Pno.

Musical score for measures 137-139. The Tuba part (Tba.) continues with a complex bass line. The Triangle part (Tri.) continues with a simple melody. The Piano part (Pno.) continues with a complex accompaniment.

140

Tba.

Tri.

Pno.

Musical score for measures 140-142. The Tuba part (Tba.) continues with a complex bass line. The Triangle part (Tri.) continues with a simple melody. The Piano part (Pno.) continues with a complex accompaniment.

143

Tba.

Tri.

Pno.

146

Tba.

Tri.

Pno.

f

149

Tba.

Tri.

Pno.

152

Tba.  Tri.  Pno. 

155

Tba.  Choirs/MMP 
Hail the trump-y tu - ba! You
Tri.  Pno. 

158

Tba.  Choirs/MMP 
trump all night and day! Trump trump here
Tri.  Pno. 

161

Tba. 

Choirs/MMP  Trump trump there Trump trump ev' - ry where you dare!

Tri. 

Pno. 

164 *Cadenza - ad.lib*

Tba. 

169

Tba. 

175

Tba. 

179

Tba. 

(or SFX/Whoopy Cushion!)

184

Tba. 

188

Musical score for Tuba, Choirs/MMP, Triangle, and Piano. The score is in 2/4 time and features a key signature of two flats (B-flat and E-flat). The Tuba part (Tba.) is in the bass clef. The Choirs/MMP part is in the treble clef and includes the lyrics: "Trump trump ev' - ry where you dare! TRUMP!". The Triangle part (Tri.) is represented by a single line with a triangle symbol. The Piano part (Pno.) is in grand staff notation. The score consists of four measures. The first measure has rests for all instruments. The second measure begins with the vocal line and piano accompaniment. The third measure continues the vocal line and piano accompaniment. The fourth measure concludes the phrase with a final chord and a fermata over the vocal line.

SFX/Whoopy Cushion as Trumpy leaves the stage.

7 Best Life!

$\text{♩} = 80$ With Gusto and Joy

Music and Lyrics by David Stanley

Solo (Scooppati) MMP/Choir shout "Best Life", clap and sing bracket lines.

Call Response

Voice

Best Life! BEST LIFE! (clap clap) Best Life! BEST LIFE! (clap clap)

5

Pno. *mf*

8

Voice

A

C E⁷ Dm⁷/F

Liv-ing our best life! BEST LIFE! (clap clap) In our com-mu-ni-ty—

Pno.

12

Voice

G C A⁷ Dm⁷

Liv-ing our best life! BEST LIFE! (clap clap) Sing-ing in har-mo-ny!—

Pno.

2 16 G E7/G# Am E7 Am G F E7

Voice

At Mus-ic Man__ (at Mus-ic Man) We are a band__ (we are a band)

Pno.

20 F G C D7 G7 1. C

Voice

— Liv-ing our best life! BEST LIFE! (clap) For you and me!

Pno.

24 G C 2. G7 MMP + Choir C F G

Voice

Liv-ing our me! La la la-la la__

Pno.

vol

28 G^7 C F G G^7 C E^7/B Am 3

Voice
 — La la la-la la — La la la-la la —

Tamb. *f*

W.B. *f*

Pno.

32 C D^7 G^7 C

Voice
 — La la la-la la — Liv-ing our best life! BEST LIFE!

Bells *f*

Tri.

Pno.

C

36 E^7 Dm^7/F G C

Voice
 (clap clap) In our com - mu - ni - ty — Liv-ing our best life! BEST LIFE!

Pno.

4 40 A⁷ Dm⁷ G E⁷/G[#] Am E⁷

Voice
 (clap clap) Sing-ing in har-mo-ny!_ At Mus-ic Man_ (at Mus-ic

Pno.

44 Am G F E⁷ F G

Voice
 Man) We are a band_ (we are a band_ Liv-ing our

Pno.

47 C D⁷ G⁷ C G⁷

Voice
 best life! BEST LIFE! (clap)For you and me!

Pno.

D

51 C F G G⁷ C F G G⁷

Voice: La la la-la la La la la-la la

Tamb. W.B. Pno.

55 C E⁷/B Am C D⁷ G⁷

Voice: La la la-la la La la la-la la

Bells Tri. Pno.

59 C D⁷ G C D⁷ G

Voice: "M" Mak-ing the Mus - ic "M" Ma-gic to me!

(shout)

Pno.

6 63 C D⁷ Em⁷ Am 1. D⁷ G⁷

Voice "P" Play-ing to ge - ther_ Here at M_ M P!

Pno.

2. E *All clap on beat 3 until bar 76*

67 D(sus4) D⁷ G⁷ C E⁷

Voice P! We can play rhy-thm We can play

Pno.

71 Dm/F G C /B A⁷

Voice me - lo - dy_ Ah_ Put 'em to - ge - ther Maj - or or

Pno.

75 Dm⁷ G E⁷/G[#] Am E⁷ Am G 7

Voice
min-or key!_ At Mus-ic man_ (at Mus-ic Man) We are a band

Pno.

79 F E⁷ F G C D⁷ G⁷

Voice
_ (we are a band)_ Liv-ing our best life! BEST LIFE! (clap)For you and

Pno.

83 **F**

Voice
"M" Mak-ing the Mus - ic_ "M" Ma-gic to me!_
(shout)

Pno.

8 87 D7

Voice "P" Play-ing to ge - ther Here at M_ M P!

Pno.

G

91 A7 D G A A7 D G A

Voice La la la-la la_ La la la-la la_

Pno.

95 A7 D F#7/C# Bm 1. D E7 A7

Voice La la la-la la_ La la la-la la_

Pno.

99 2. D E7 A7 D

Voice La la la-la la_ Liv-ing our (clap clap) Best Life!

Pno.

8 Fill Your Heart With Love!

Lyrics by Sue King

Music by David Stanley

Short people stand *Middle people stand* *Tall people stand*

$\text{♩} = 80$

Piano *mf*

MMP + Choir

4

mf

A

You'll be fine— if you smile, but ne-ver say

Pno.

MMP + Choir

6

'yes' You'll be fine— e-v'ry time you look straight a - head Just

Pno.

Sit

9

MMP + Choir

fine if you frown and say 'no' _____ You'll be fine

Pno.

11

MMP + Choir

_____ if you al-ways turn your head _____ Stay in the

Pno.

13

B

MMP + Choir

mid - le Make no dec - i - sion You'll be

MMP + Choir

Stay in the mid - le Make no dec - i - sion You'll be

Pno.

15

MMP + Choir

fine but your heart won't grow But if you are

MMP + Choir

fine but your heart won't grow

Pno.

C *Slideshow of acts of kindness by MMP*

17

MMP + Choir

f

brave when some-one needs you If you are

MMP + Choir

f

But if you are brave when some-one needs you

Pno.

f

19

MMP + Choir

strong when some-one's hurt - ing__ If you try to al-ways

MMP + Choir

If you are strong when some-one's hurt - ing__ If you try to al-ways

Pno.

MMP + Choir

be there A help-ing hand For those in need If you

MMP + Choir

be there A help-ing hand For those in need

Pno.

MMP + Choir

choose to do the right thing_When you don't know what it will bring_ You will

MMP + Choir

Ah Ah

Pno.

Short people stand

Middle people stand

Tall people stand

MMP + Choir

grow You will grow You will grow if you fill your heart with

MMP + Choir

You will grow You will grow You will grow if you fill your heart with

Pno.

30 **D**

MMP + Choir

love

MMP + Choir

Fill your heart with love_ Fill your heart with love_

Pno.

32

MMP + Choir

Fill your heart with love_ Fill your heart with love_ You'll be safe

MMP + Choir

Fill your heart with love_ Fill your heart with love_ You'll be safe

Pno.

34 **E**

MMP + Choir

_ if you stay_ in just one place You'll be safe_ if you look aft-er

MMP + Choir

_ if you stay_ in just one place_ You'll be safe_ if you look aft-er

Pno.

37

MMP + Choir

numb - er one Just safe on your own_ say-ing 'no' _____ You'll be safe

MMP + Choir

numb - er one Just safe on your own_ say-ing 'no' _____ You'll be safe

Pno.

40

MMP + Choir

_____ but with noth - ing to__ em - brace__ Stay in the

MMP + Choir

_____ but with noth - ing to__ em - brace__

Pno.

42

MMP + Choir

shad - ow Un - der the ra - dar__ You'll be

MMP + Choir

Stay in the shad - ow Un - der the ra - dar you'll be

Pno.

44 *f* 7

MMP + Choir
safe but your heart won't grow But if you are

MMP + Choir
safe but your heart won't grow

Pno.

46 **F**

MMP + Choir
brave when some-one needs you If you are

MMP + Choir
f But if you are brave when some-one needs you

Pno.

48

MMP + Choir
strong when some-one's hurt - ing — If you try to al-ways

MMP + Choir
If you are strong when some-one's hurt - ing — If you try to al-ways

Pno.

8 51

MMP + Choir

be there A help-ing hand For those in need If you

MMP + Choir

be there A help-ing hand For those in need

Pno.

54 G

MMP + Choir

choose to do the right thing_When you don't know what it will bring_ You will

MMP + Choir

Ah Ah

Pno.

56 *Short people stand Middle people stand Tall people stand*

MMP + Choir

grow You will grow You will growif you fill your heart with

MMP + Choir

You will grow You will grow You will growif you fill your heart with

Pno.

59 **H**

MMP + Choir
love Fill your heart with love_

MMP + Choir
Fill your heart with love_ Fill your heart with love_

Pno.

61

MMP + Choir
Fill your heart with love Fill your heart with love You will shine

MMP + Choir
Fill your heart with love Fill your heart with love You will shine

Pno.

63 **I** *Slideshow of major milestones*

MMP + Choir
_ e'v-ry day_ as if it's your last! Show the world_ who you are with a

MMP + Choir
_ e'v-ry day_ as if it's your last_ Show the world_ who you are with a

Pno.

66

MMP + Choir

great big YES! So go, change the world for you know__ You will

MMP + Choir

great big YES! So go, change the world for you know

Pno.

J

69

MMP + Choir

shine You will shine You will shine out of the

MMP + Choir

You will shine You will shine You will shine

Pno.

K

72

MMP + Choir

shad-ow Into the spot-light! You will

MMP + Choir

out of the shad-ow Into the spot - light! You will

Pno.

74 11

MMP + Choir

shin e and your heart will shin e grow!

MMP + Choir

shin e and your heart will shin e grow!

Pno.

76

MMP + Choir

But if you are

MMP + Choir

Pno.

78 L ♩=75 *Marching on the spot*

MMP + Choir

brave when some-one needs you If you are

MMP + Choir

But if you are brave when some-one needs you

Pno.

80

MMP + Choir

strong when some-one's hurt - ing — If you try to al-ways

MMP + Choir

If you are strong when some-one's hurt - ing — If you try to al-ways

Pno.

83

MMP + Choir

be there A help-ing hand For those in need If you

MMP + Choir

be there A help-ing hand For those in need

Pno.

86 **M** *Stop marching*

MMP + Choir

choose to do the right thing When you don't know what it will bring — You will

MMP + Choir

Ah — Ah —

Pno.

88

MMP + Choir

grow You will grow You will grow if you fill your heart with

MMP + Choir

You will grow You will grow You will grow if you fill your heart with

Pno.

91 N

MMP + Choir

love Fill your heart with love_

MMP + Choir

Fill your heart with love_ Fill your heart with love_

Pno.

93 *molto rit.* - - - - - Heart sign

MMP + Choir

Fill your heart with love_ Fill your heart with love_ Just love!

MMP + Choir

Fill your heart with love_ Fill your heart with love_ Just love!

Pno.

9 It's Animals I Adore!

Lyrics by Rebecca Ling

Music by David Stanley

Swing $\text{♩} = 90$

Animal heads pop up and dance when Zoo Keeper sings about them.

Piano



Zoo Keeper
+ MMP/Choir

6

Some are big_ and some are small_ from the

Pno.



Zoo Keeper
+ MMP/Choir

9

veg-gie-eat-ing her - bi - vores_ Some are short_ and

Pno.



Zoo Keeper
+ MMP/Choir

12

some are tall_ to the meat-lov-ing car - ni - vores_ Some like to sleep while

Pno.



16 Zoo Keeper + MMP/Choir

o-thers ex - plore From the ti - ni-est squeak To the loud est roar!_ From the

Pno.



19 Zoo Keeper + MMP/Choir

big-gest beak_ To the small-est paw_ It's a-ni-mals I a-dore!_

Pno.



23 Claps

A Straight

Pno.



28 Claps

Pno.

33 **Swing**

Claps

MMP Glocks/claps

Glocks:

Pno.

37 **Straight**

Claps

MMP Glocks/claps

To Claps.

Pno.

42 **B** **Swing**

Zoo Keeper + MMP/Choir

Some are big_ and some are small from the veg gie-eat-ing her - bi - vores

Pno.

45

Zoo Keeper + MMP/Choir

Some are short_ and some are tall_ to the meat-lov-ing car-ni - vores

Pno.

49 Zoo Keeper + MMP/Choir

Some like to sleep While o-thers ex-plore From the ti-ni-est squeak To the

Pno.

53 Zoo Keeper + MMP/Choir

loud est roar! From the big-gest beak To the small-est paw It's

Pno.

56 Zoo Keeper + MMP/Choir

a-ni-mals I a-dore!

Pno.

60 Zoo Keeper Solo C

I like chick-ens with their pret - ty fea-thers cluck-ing Play-ing

Pno.

63 Zoo Keeper + MMP/Choir

in their coop run -ning and duck-ing I like cows with their vel-ve-ty skin, But my

Pno.

rall.

A tempo $\text{♩} = 90$

67 Zoo Keeper + MMP/Choir

cat is my fav - our - ite thing!

Pno.

8^{va}

8^{vb}

D

Onstage violinist dressed as a cat

69 Vln.

f

Pno.

73 Vln.

Pno.

76 Vln.

Pno.

80

Vln.

Pno.



83

Vln.

Zoo Keeper
+ MMP/Choir

Pno.

Zoo Keeper Solo (continues)

From

8^{va}



88

Zoo Keeper
+ MMP/Choir

Pno.

E

pig - let to hog, — from pup - py to dog, — from



90

Zoo Keeper
+ MMP/Choir

Pno.

tad - pole to frog — Don't for - get the hedge - hog — From a

F

92

Vln.

Violin staff for measures 92-94. Measure 92 is a whole rest. Measure 93 is a whole rest. Measure 94 begins with a quarter rest, followed by a quarter note G4, an eighth note A4, a quarter note B4, and a quarter note C5.

+MMP and Choir

Zoo Keeper
+ MMP/Choir

Vocal staff for measures 92-94. Measure 92: quarter notes G4, A4, B4, C5. Measure 93: quarter notes G4, A4, B4, C5. Measure 94: quarter note G4, quarter note A4, quarter note B4, quarter note C5.

pup to a rat, from a kit-ten to a cat! Some are big— and

Pno.

Piano accompaniment for measures 92-94. Measure 92: two whole notes, G3 and C4. Measure 93: two whole notes, G3 and C4. Measure 94: two whole notes, G3 and C4, with a triplet of eighth notes G4, A4, B4 in the right hand.



95

Vln.

Violin staff for measures 95-97. Measure 95: quarter notes G4, A4, B4, C5. Measure 96: quarter notes G4, A4, B4, C5. Measure 97: quarter notes G4, A4, B4, C5.

Zoo Keeper
+ MMP/Choir

Vocal staff for measures 95-97. Measure 95: quarter notes G4, A4, B4, C5. Measure 96: quarter notes G4, A4, B4, C5. Measure 97: quarter notes G4, A4, B4, C5.

some are small from the veg-gie-eat-ing her - bi - vores—

Pno.

Piano accompaniment for measures 95-97. Measure 95: two whole notes, G3 and C4. Measure 96: two whole notes, G3 and C4. Measure 97: two whole notes, G3 and C4.



98

Vln.

Violin staff for measures 98-100. Measure 98: quarter notes G4, A4, B4, C5. Measure 99: quarter notes G4, A4, B4, C5. Measure 100: quarter notes G4, A4, B4, C5.

Zoo Keeper
+ MMP/Choir

Vocal staff for measures 98-100. Measure 98: quarter notes G4, A4, B4, C5. Measure 99: quarter notes G4, A4, B4, C5. Measure 100: quarter notes G4, A4, B4, C5.

Some are short— and some are tall— to the meatlov-ing car - ni - vores

Pno.

Piano accompaniment for measures 98-100. Measure 98: two whole notes, G3 and C4. Measure 99: two whole notes, G3 and C4. Measure 100: two whole notes, G3 and C4.

101 *Tap Break*

Vln.

Zoo Keeper + MMP/Choir

Some like to sleep While o-thers ex-plore

Pno.



106 *Tap Break* *Tap Break*

Vln.

Zoo Keeper + MMP/Choir

From the ti - ni - est squeak To the

Pno.



110 *Tap Break*

Vln.

Zoo Keeper + MMP/Choir

loud-est roar!_ From the big-gest beak_ To the small-est paw_ It's

Pno.

114

Vln.

Zoo Keeper
+ MMP/Choir

a-ni-mals I a-dore! I like

Zoo Keeper Solo (continues)

Pno.



119 **G**

Zoo Keeper
+ MMP/Choir

dogs they are cute and cud-dly I like rab-bits hop-ping in the

Pno.



122

Zoo Keeper
+ MMP/Choir

spring— Fluf - fy tails and the joy that they

Pno.



124 **rall.** **A tempo** ♩=90

Zoo Keeper
+ MMP/Choir

bring, But fla - min-go's the real king of swing!

Pno.

H

Onstage trumpeter dressed as a flamingo

127 *mute*

Tpt.

Vln.

+MMP and Choir

Zoo Keeper + MMP/Choir

Some are big— and some are small from the veg-gie-eat-ing her - bi - vores

Pno.



130

Tpt.

Vln.

Zoo Keeper + MMP/Choir

Some are short_ and some are tall_ to the

Pno.



133

Tpt.

Vln.

Zoo Keeper + MMP/Choir

meat - lov-ing car - ni - vores_ Some like to sleep

Pno.

Tap Break (dancers in animal costumes)

136 Tap Break

Tpt.

Vln.

Zoo Keeper + MMP/Choir

Pno.

While o - thers ex - plore



140 Tap Break

Tpt.

Vln.

Zoo Keeper + MMP/Choir

Pno.

From the ti - ni - est squeak To the lou - dest roar!



144

Tpt.

Vln.

Zoo Keeper + MMP/Choir

Pno.

From the big - gest beak To the small - est paw It's a - ni - mals I a - dore!

148

Tpt.

Vln.

Zoo Keeper
+ MMP/Choir

— Oh yeah! It's a-ni-mals I a-dore!— That's right! It's a-ni-mals I a dore!

Pno.



Zoo Keeper: "You want more?" All: Yes
 Zoo Keeper: "DO YOU WANT SOME MORE!"
 All: YES!!!!

152

Tpt.

Vln.

Zoo Keeper
+ MMP/Choir

—Mm-mm— It's a-ni-mals I a-dore!— Woof!

Pno.

VAMP

I Onstage Dixieland Band

157

Cl.
Monkey

Alto Sax.
Penguin

Tpt.
Flamingo

Tbn.
Elephant

Vln.
Cat

Claps/
whipcrack
Crocodile

Pno.

Db.
Hippo

ff

ff

ff

ff

ff

pizz.

ff

160

Cl.

Alto Sax.

Tpt.

Tbn.

Vln.

Claps/
whipcrack

Pno.

Db.



Musical score for measures 160-163. The score includes staves for Clarinet, Alto Saxophone, Trumpet, Trombone, Violin, Claps/whipcrack, Piano, and Double Bass. The piano part includes a triplet of eighth notes in the right hand and a bass line with chords. The double bass part has a simple bass line. The violin part has a melodic line with some slurs. The percussion part has a consistent rhythm of claps and whipcracks. The saxophone and trumpet parts have melodic lines with some rests. The trombone part has a bass line with some notes. The clarinet part has a melodic line with some notes. The double bass part has a simple bass line. The piano part includes a triplet of eighth notes in the right hand and a bass line with chords. The double bass part has a simple bass line. The violin part has a melodic line with some slurs. The percussion part has a consistent rhythm of claps and whipcracks. The saxophone and trumpet parts have melodic lines with some rests. The trombone part has a bass line with some notes. The clarinet part has a melodic line with some notes.

163 *(stop claps)*

Cl.
Alto Sax.
Tpt.
Tbn.
Vln.
Claps/
whipcrack
Pno.
Db.

To Glock. Glockenspiel

Detailed description: This system of music covers measures 163 to 166. It features a full orchestral and band arrangement. The Clarinet (Cl.) part begins in measure 164 with a melodic line. The Alto Saxophone (Alto Sax.) part has a melodic line starting in measure 165. The Trumpet (Tpt.) and Trombone (Tbn.) parts provide harmonic support with various rhythmic patterns. The Violin (Vln.) part has a melodic line. The Claps/whipcrack part shows a sequence of claps and whipcracks. The Piano (Pno.) part has a complex accompaniment with chords and arpeggios. The Double Bass (Db.) part has a steady bass line. The Glockenspiel part is introduced in measure 165 with the instruction 'To Glock. Glockenspiel'.

167

Cl.
Alto Sax.
Tpt.
Tbn.
Vln.
Glock.
Pno.
Db.

Claps

Detailed description: This system of music covers measures 167 to 170. It continues the orchestral and band arrangement. The Clarinet (Cl.) part has a melodic line. The Alto Saxophone (Alto Sax.) part has a melodic line. The Trumpet (Tpt.) and Trombone (Tbn.) parts provide harmonic support. The Violin (Vln.) part has a melodic line. The Glockenspiel part has a melodic line. The Piano (Pno.) part has a complex accompaniment. The Double Bass (Db.) part has a steady bass line. The Claps part shows a sequence of claps.

170

1.

Cl.

Tpt.

Tbn.

Vln.

Clv.

Pno.

8^{va}

8^{vb}

Db.



173

2.

Animal Dance - Elephants (+SFX)

Cl.

Alto Sax.

Tpt.

Tbn.

Vln.

Pno.

8^{va}

8^{vb}

3

Db.

175

Cl.

Alto Sax.

Tpt.

Tbn.

Vln.

Pno.

Db.



Animal Dance - Monkeys

177

Cl.

Alto Sax.

Tpt.

Tbn.

Vln.

Pno.

Db.

180

Cl.

Alto Sax.

Tpt.

Tbn.

Vln.

Pno.

Db.



Animal Dance - Crocodiles

182

Cl.

Alto Sax.

Tpt.

Tbn.

Vln.

Pno.

Db.

Animal Dance - Penguins

185

Musical score for measures 185-188. The score includes parts for Clarinet (Cl.), Alto Saxophone (Alto Sax.), Trumpet (Tpt.), Trombone (Tbn.), Violin (Vln.), Piano (Pno.), and Double Bass (Db.). The key signature is one sharp (F#) and the time signature is 4/4. The music features a mix of eighth and quarter notes, with some rests and dynamic markings.



189

Musical score for measures 189-192. The score includes parts for Clarinet (Cl.), Alto Saxophone (Alto Sax.), Trumpet (Tpt.), Trombone (Tbn.), Violin (Vln.), Zoo Keeper + MMP/Choir, Piano (Pno.), and Double Bass (Db.). The key signature is one sharp (F#) and the time signature is 4/4. The score includes first and second endings (1. and 2.) and lyrics: "Some are big and". There are dynamic markings such as *8^{va}* and *8^{vb}*, and a triplet of eighth notes in the piano part.

192

Cl.

Alto Sax.

Tpt.

Tbn.

Vln.

Zoo Keeper
+ MMP/Choir

some are small from the veg-gie-eat-ing her - bi - vores

Pno.

Db.

195

Cl.

Alto Sax.

Tpt.

Tbn.

Vln.

Zoo Keeper
+ MMP/Choir

Some are short_ and some are tall_ to the meat - lov-ing car - ni - vores

Pno.

Db.

198

Cl.

Alto Sax.

Tpt.

Tbn.

Vln.

Zoo Keeper + MMP/Choir

Pno.

Db.



202

Cl.

Alto Sax.

Tpt.

Tbn.

Vln.

Zoo Keeper + MMP/Choir

Pno.

Db.

205

Cl.

Alto Sax.

Tpt.

Tbn.

Vln.

Zoo Keeper
+ MMP/Choir

a-ni-mals I a-dore!_ Oh yeah! It's a-ni-mals I a-dore!_ That's right! It's

Pno.

Db.



209

Cl.

Alto Sax.

Tpt.

Tbn.

Zoo Keeper
+ MMP/Choir

a - ni - mals I a - dore!_ Mm - mm_ It's

Pno.

Db.

Cl.

Musical staff for Clarinet (Cl.) in G major, 4/4 time. The staff contains rests for the first two measures and a quarter note G5 with a dynamic marking of *v* in the third measure.

Alto Sax.

Musical staff for Alto Saxophone (Alto Sax.) in G major, 4/4 time. The staff contains rests for the first two measures and a quarter note G5 with a dynamic marking of *v* in the third measure.

Tpt.

Musical staff for Trumpet (Tpt.) in G major, 4/4 time. The staff contains rests for the first two measures and a quarter note G5 with a dynamic marking of *v* in the third measure.

Tbn.

Musical staff for Trombone (Tbn.) in G major, 4/4 time. The staff contains a quarter note G2, a quarter rest, a quarter note G3, a quarter rest, a quarter note G4, a quarter rest, a quarter note G5, and a quarter note G5 with a dynamic marking of *v*.

Zoo Keeper
+ MMP/Choir

Musical staff for Zoo Keeper + MMP/Choir in G major, 4/4 time. The staff contains a melody with lyrics: "a - ni - mals I a - dore —". The melody consists of quarter notes G4, A4, B4, C5, followed by a half note G5. A dynamic marking of *v* is present. The word "Woof!" is written above the staff at the end of the phrase.

Pno.

Musical staff for Piano (Pno.) in G major, 4/4 time. The staff contains chords and single notes. The first measure has a G4 chord. The second measure has a G4 chord and a G2 note. The third measure has a G4 note. The fourth measure has a G4 note. The fifth measure has a G4 note. The sixth measure has a G4 note. The seventh measure has a G4 note. The eighth measure has a G4 note. A dynamic marking of *v* is present.

Db.


Musical staff for Double Bass (Db.) in G major, 4/4 time. The staff contains a quarter note G2, a quarter rest, a quarter note G3, a quarter rest, a quarter note G4, a quarter rest, a quarter note G5, and a quarter note G5 with a dynamic marking of *v*.



GLISSANDIA

And the Royal Music Man Project!

By David Stanley



1a Prologue

(SFX of bird song). Henry, the Hummingbird Keeper strolls across the stage holding his bird and seeds and blowing his duck call. As the music begins Henry looks around nervously. When the witch and Cackles enter, he makes a quick exit and the birds hide. The bird song stops.

♩=100 Scary!

David Stanley

The Witch and Cackles enter to boos and hisses. She spookily moves around the stage, careful not to be seen by the guards. Cackles is always a few steps behind, copying the witch's movement.

"Oh King so proud in silken thread, Who scorned my voice and mocked instead "

"You locked my lips, denied my tune. Now hear this curse beneath the moon."

17

Vln.

Pno.

mf

"The four-three-two shall never rise, The hummingbird healing dies."

"I'll twist them, I with thorn and spite, And turn your song to trembling fright.."

20

Vln.

Pno.

"Where once you sang with royal grace, Shall stammers fill your banquet place.
Your tongue shall trip on every line, Your crown shall quake at curtain time!"

*The witch exits the stage cackling. Everyone boos and hisses.
Then Cackles cackles too!*

23

Witch

Vln.

Pno.

fp

ha, ha, ha, ha, ha, ha!

1b Will You See Me?

Music Man Project students wear caps.

David Stanley

$\text{♩}=80$ *molto espress.*

Invisi-bill solo (with other students signing).

MMP *mp*

Will you see me? Will you

Piano *mp*

MMP ⁴

hear me? Hum-bl - y I ask you all to try. Will you

Pno.

MMP ⁷

know me? Will you love me? Will you turn your head and walk on

Pno.

Repeat signs without singing. Soloist bows head, sadly.

10 *f*

MMP

by?

Pno. *f*

14

Pno. *mf*

18 *Solo continues*

MMP *mf*

Just one thing e-ludes me. Just one thing I need See who I am for on-ly

Pno.

21

MMP

one day... It's al-ways the sto-ry It's al-ways the same

Pno.

24

MMP

You pass by the window but never see me? Ne-ver

Pno.

27

MMP

hear me? Hum-bl-y I ask you all to try. Will you

Pno.

30

MMP

know me? Will you love me? Will you turn your head and walk on

Pno.

Crowd: "Look everyone, it's the Fairy Godmother, Fortissimo"

Soloists slumps on chair/floor

All cheer.

33

MMP

by?

Pno.

8va

mp

Bell Tree heralds the entrance of the Fairy Godmother from up high on some sort of transport!

37 (8) -----|

Pno.

A lonely boy enters and kneels by the FGM.

41

FGM

Note by note Bar aft-er bar_ Mus-ic is our bridge in-to your

Pno.

All MMP + Choir

45

MMP

f

See me, please!

The boy stands.

FGM

f *p*

world WE SEE YOU! Stand-ing there, on the

Pno.

f

49 **molto rall.** $\text{♩} = 75$ 5

MMP *pp*
We will see you We will

FGM *pp*
stage, You're the star! We will see you We will

Choir *pp*
We will see you We will

Pno. *pp*
pp
8^{vb}

53 *cresc.*

MMP *cresc.*
hear you! Through our mu-sic we will help you fly! We will know you, We will

FGM *cresc.*
hear you! Through our mu-sic we will help you fly! We will know you, We will

Choir *cresc.*
hear you! Through our mu-sic we will help you fly! We will know you, We will

Pno. *cresc.*
(8)

rall.

57

MMP
love you! Raise your head and look up to the

FGM
love you! Raise your head and look up to the

Choir
love you! Raise your head and look up to the

Pno.

♩=85

59

MMP
f sky! Ah

FGM
f sky! Let noth-ing e-lude you!_

Choir
f sky! Ah

Pno.
f

61

MMP Ah

FGM It's all in your grasp! Sing from your heart to-day and al - ways!

Choir Ah

Pno.

64

MMP Ah Ah

FGM You write your own stor - y! You turn your own page!

Choir Ah Ah

Pno.

66

MMP

See you! Hear you!

FGM

And they will see you! And they will hear you!

Choir

See you! Hear you!

Pno.

68

MMP

Know you! Love you!

FGM

And they will know you! And they will love you!

Choir

Know you! Love you!

Pno.

Fairy Godmother: "Everyone, wave your magic sticks like wands!" 9

70

MMP

FGM

Choir

Pno.

For who you are!

For who you are!

For who you are!

The Music Man Project waves their wands (beaters)

All: "Pulse, Rhythm, Pitch!"

73

Pno.

76 *Fairy Godmother places a cap on the lonely boy*

ff

MMP

FGM

Choir

Glock.

Pno.

We will see you We will

We will see you We will

We will see you We will

Student glocks

(Poof!)

8va

2.1

G ff

G

ff

79

MMP
hear you! Through our mu - sic we will help you

FGM
hear you! Through our mu - sic we will help you

Choir
hear you! Through our mu - sic we will help you

Glock.
G F E C

Pno.

81

MMP
fly! We will know you, We will love you!

FGM
fly! We will know you, We will love you!

Choir
fly! We will know you, We will love you!

Glock.
D C B G G G F

Pno.

84

MMP

FGM

Choir

Glock.

Pno.

Raise your head and look up to Raise your head and look up to

Raise your head and look up to Raise your head and look up to

Raise your head and look up to Raise your head and look up to

B C D B C D

86

MMP

FGM

Choir

Glock.

Pno.

Raise your head and look up to the sky! *ff* *rall.*

Raise your head and look up to the sky! *ff*

Raise your head and look up to the sky! *ff*

B C D C

Everyone cheers the FGM.

2 The Jester's Welcome to Glissandia

Jingles, the Jester enters. On reaching downstage centre, he unrolls a long ornate scroll, He is flamboyant and excitable. Comedy drum fills follow is bad jokes and there is a pantomime feel to the whole scene.

Jester: Good day, ladies and gentlemen! I am Jingles, the Royal Jester! *(he waves enthusiastically)*

Company: Hello Jingles! *(everyone waves back)*

Jester: Today, I take you on a splendid journey to the Royal Kingdom of Glissandia! *(all cheer)*. Music weaves through the very fabric of Glissandian life. It is a realm of unparalleled...

Jester and Company: *(with actions)* "Pulse", "Rhythm" and "Pitch".

Jester: Glissandians are known for their warmth and hospitality. They're always ready to welcome travellers with a hearty feast of their national dish, Glissandia 'Lasagnia'. *(company react: "Yum")*

Lucky visitors might even glimpse Madam Fortissimo *(she sings an operatic "Ahhh!" and the students cover their ears - SFX of breaking glass)*, Glissandia's beautiful Fairy Godmother and her merry band of Music Men, Women and Children *(they imitate her with their own "Ahhh!" and the Fairy Godmother puts her fingers in her ears - SFX of breaking glass)*. The Music Man Project appears at the Hummingbird Festival every Music **MAN**day, in the Glissandian month of... **TUNE!** *(all groan - a high note is played on the glockenspiel)*.

While you're here, why not explore the spooky Warbling Woods where Wanda, the wicked witch hides with her manky old cat, 'Cackles Van Meowzart!'. Don't forget to boo and hiss when you see them! You might prefer the mystical minuet forest, the tranquil waters of Lake Serenade or the State Gardens of Violas? *(viola players stands and plays discord)* No not you!

Nestled between shimmering mountains and sparkling sea lies the grandiose Royal Palace *(Oooh!)* - which was once presided over by King Chris En**DO** and his beloved late Queen Sue Prano. Their music and laughter echoed through the palace for decades. *(stage whisper)* Legend has it that while the King sings, Glissandia will be plentiful, fertile and abundant, *(looking up)* and the Hummingbirds will fly joyfully in the sky *(Henry blows his duck call)*. Hello Henry! Once a year, His Majesty emerges from deep mourning to sing his late wife's favourite song "Glissandia Lives in Me".

Remember to greet the Glissandian people with their traditional Glissandian salute *(behind the ear salute)*. For they are a listening people!

Company (one person): Pardon?!

Jester: I said, they are a listening people

Company (together): Pardon?!

Jester: A listening people!

Company (together): Pardon?!

Jester: Very funny! Are you pulling my legato? Do you get it? Leg-ato!!

So! We have a witch and her cat, a fairy godmother, a jester, a bird keeper, a King and a dead Queen. It's like Wicked but with a much smaller budget! You'll also meet Oh and No! ("*they stand and shout Oh, no, no, no!*" – *everyone copies them*) and not forgetting our Royal Guard (*he salutes behind the ear*). We have a Royal Pianist too!

Whether you play or sing, you'll be hooked from when you begin! (*company cheer but they are interrupted by the fierce-looking guard*).

3 Funny Fanfare 1

Royal Guard: "Three cheers for His Majesty The King!
Hip-hip (HOORAY!), Hip-hip (HOORAY!), Hip-hip (HOORAY!)"

David Stanley

$\text{♩} = 100$ Professionals lift trumpets ROYAL GLISSANDIAN MARINES

The score is written for three parts: Trumpets, Snare Drum (S. D.), and Tpt. (Trumpets). It is in 3/4 time with a tempo of 100 beats per minute. The key signature has two flats (B-flat and E-flat). The piece is divided into three systems. The first system (measures 1-3) features a repeat sign for the first two measures. The second system (measures 4-6) includes a measure rest for the trumpets in measure 5. The third system (measures 7-9) also includes a measure rest for the trumpets in measure 8. Dynamics range from *pp* to *ff*. The Snare Drum part features a rhythmic pattern of eighth notes and quarter notes with various accents and dynamic markings.

Trumpets *ff*

Trumpets *ff*

Snare Drum *p* *ff*

4 Tpt. *p* *ff* *p*

7 Tpt. *mf* *mf*

S. D. *pp* *ff*

*Turning to the amateurs..**Amateurs lift trumpets*

10

Tpt. *ff* *ff*

Tpt. *ff* *ff*

S. D. *p* *ff*

MUSIC MAN MARINES

14

Tpt. *ff* *ff*

Tpt. *ff* *ff*

S. D. *p* *ff*

ad.lib falling apart!

*Drummers drop sticks and walk off in a hump!
 Music Man Marines march off proudly, fist pumping
 and high 5s. The crowds cheer as the King enters the stage.*

4 Glissandia


Official National Anthem of the Musical Kingdom of Glissandia


Royal Guard: "Ladies and Gentlemen, please stand for the National Anthem of Glissandia"

With guard dance routine.

Maestoso ♩=120 Like a communist anthem!

David Stanley

Glock.  *ff*

Pno.  *ff*

Detailed description: This system contains the first four measures of the piece. The Glockenspiel part (top staff) has a whole rest in the first measure, followed by quarter notes G4, A4, B4, and C5 in the second, third, and fourth measures. The Piano part (bottom staves) has a whole rest in the first measure, followed by a complex accompaniment of chords and moving lines in the second, third, and fourth measures. The dynamic marking *ff* is present in both parts.

5  *rall.*

Pno. 

Detailed description: This system contains measures 5 through 8. The Glockenspiel part (top staff) has a whole rest in measure 5, followed by quarter notes G4, A4, B4, and C5 in measures 6, 7, and 8. The Piano part (bottom staves) continues with accompaniment. The dynamic marking *rall.* is placed above the Glockenspiel staff in measure 5.

9 **Maestoso** ♩=115 *f*

All  *f*

Gliss-an - di - a, Gliss-an - di - a! We sa

Glock. 

Pno. 

Detailed description: This system contains measures 9 through 12. The 'All' part (top staff) has a whole rest in measure 9, followed by quarter notes G4, A4, B4, and C5 in measures 10, 11, and 12. The lyrics 'Gliss-an - di - a, Gliss-an - di - a! We sa' are written below the 'All' staff. The Glockenspiel part (middle staff) has a whole rest in measure 9, followed by quarter notes G4, A4, B4, and C5 in measures 10, 11, and 12. The Piano part (bottom staves) continues with accompaniment. The dynamic marking *f* is present in the 'All' part.

Salute (behind ear)

12

All

Glock.

Pno.

lute Gliss-an - di - a! For the mus - ic, ne - ver end - ing

15

All

Cym.

B. D.

Pno.

mus - ic, Crash it on the cym - bal, Bang it on the big bass drum!

f

f

18

All

Cym.

B. D.

Pno.

And may God be al - ways there be -

Point up

Point down

20 *Sign star* *Raise hand to screen*

All
side thee, Ligh-ting up our star, Gliss-an - di - a!

Pno. *ff*

23

Glock. *ff*

Pno. *ff*

27 *rall.*

Glock.

Pno.

31 *ff* *Molto Maestoso* ♩=110

All
Gliss-an-di - a Gliss-an-di - a! We sa

Glock.

Pno.

All *lute Gliss-an - di - a! For the mus - ic, ne-ver end-ing*

Glock.

Pno.

All *mus - ic, Crash it on the cym - bal, Bang it on the big bass drum!*

Cym.

B. D.

Pno.

All *And may God be al - ways there be -*

Cym.

B. D.

Pno.

Point up

6 42 *Point down* *Sign star* *Raise hand to screen*

All side thee, Ligh-ting up our star, Gliss - an - di - a! And may

Pno.

45 *Point up* *Point down*

All God be al-ways there be - side thee, Ligh-ting up our

Pno.

47 *Sign star* *Raise hand to screen*

All star, Gliss - an - di a! _____

Glock.

Cym.

B. D.

Pno.

5 Funny Fanfare 2

David Stanley

$\text{♩} = 100$

Royal Glissandian Marines Turning to fellow trumpeters


Trumpets 1

ff

Music Man Marines

Trumpets 2

ff



The musical score is for two trumpet parts. Trumpets 1 is in the upper staff, and Trumpets 2 is in the lower staff. Both are in 2/4 time with a tempo of 100. The key signature is one flat (B-flat major). The score is divided into four measures. In the first measure, Trumpets 1 plays a melody of eighth notes (B-flat, C, D, E, F, G, A, B) and Trumpets 2 is silent. In the second measure, Trumpets 1 continues the melody and Trumpets 2 is silent. In the third measure, Trumpets 1 plays a half note (B) and Trumpets 2 is silent. In the fourth measure, both parts play a rhythmic accompaniment of eighth notes (B, A, G, F, E, D, C, B) with a dynamic marking of *ff*.

Royal Glissandian Marines shake their heads, but Music Man Marines fist pump each other and try to high 5 the professionals! The crowds cheer.

6 Ode to Glissandia

Royal Guard: "Attention!" (everyone salutes behind the ear).

David Stanley

$\text{♩} = 110$

Jester

Fell-ow Gliss-and - i - ans His Maj-e-sty King Chris En - do_ Will

Piano

Picture of Queen Sue on screen "RIP etc"

The Jester starts getting upset...

5

Jr

sing our late Queen's song! Gliss - and - dia lives in

Pno.

Then begins to cry...

One MMP student cries then everyone sobs uncontrollably!

The King lays a wreath before moving towards his subjects.

8

Jr

me! Please your Ma - je - sty!

Pno.

rall.

The sobbing stops suddenly as the King approaches his people (whispers of "Shhh!").

The King silently and proudly parades passed his subjects who each bow and salute in turn (behind the ear).

He corrects a wrong salute: **"Don't forget, we are a listening people"**.

"Pardon!" comes the reply when the King's back is turned! Ad.Lib - "Hello, what do you do? etc"

He makes people jump by shouting "I'm King CrescENDO!"

As the King approaches his royal microphone, it is clear the pianist is missing. The guard shouts for Dick twice:

Royal Guard: (loudly) "Summon Dick, the Royal Pianist!" No response...

Royal Guard: (even louder) "Summon Dick, the Royal Pianist!" The Royal Pianist rushes to the piano.

Royal Pianist: "Sorry... I'm coming!" He rushes in and sits down at the piano.

"I've just been polishing my candlestick!" He places his candlestick on the piano.

"Yes, my name is Dick and I'm the Royal Pianist!"

The King loudly clears his throat to attract Dick's attention. He stands ready at the royal microphone.

"Sorry, Your Majesty!"

The Witch gestures menacingly to the King, causing him to choke and lose his vocal control.

Jester: "Try again, your Majesty..."

FGM: "Dick, from the top?"

The King tries again from the top (bar 11) but his voice squeaks and chokes! He gets stage fright.

King: "I can't do it! I can't sing!"

MMP students: "Oh yes you can!"

King: "Oh no I can't" Ad.lib panto exchange!

King: NO! I WON'T DO IT! I WON'T SING!"

Oh & No: (standing) "Oh, no, no, no!" (everyone copies them)

The King runs off the stage in shame! Everyone is shocked. The Hummingbirds flee the stage (and screen). Henry tries to chase after them before falling to his knees.

Henry: "My birds, my birds! They've gone!"

MMP students: "They've gone!"

Oh & No: (standing) "Oh, no, no, no!" (everyone copies them)

7 The King Won't Sing!

*The crowds are shocked and start whispering... "Is the King choking?", "Is he Mu-SICK!"
Eventually "The King won't sing" becomes a chant. The Witch looks on from a distance.*

♩=110

David Stanley

The musical score is written in 4/4 time with a key signature of two flats (B-flat and E-flat). It consists of four systems of staves. The first system shows the Jester and All parts. The Jester part has lyrics: "The King won't sing!" and "The King won't". The All part has lyrics: "(The King won't sing!)". The second system continues the Jester and All parts. The Jester part has lyrics: "sing!", "The King won't sing!", and "The King won't". The All part has lyrics: "(The King won't sing!)" and "(The King won't sing!)". The Pno. part begins in the second system with a series of chords. The third system shows the Jester and All parts. The Jester part has lyrics: "sing!". The All part has lyrics: "(The King won't sing!)". The Pno. part continues with a more complex melodic line. The fourth system shows the Jester and All parts. The Jester part has lyrics: "sing!". The All part has lyrics: "(The King won't sing!)". The Pno. part continues with a more complex melodic line. The score is marked with a tempo of ♩=110 and a key signature of two flats.

Everyone looks up.

Shrug shoudlers..

*Sign "King"**Cover mouth*

7

Jester

Pno.

We can't hear a thing,

10

Jester

Pno.

From the mus-ic King!_ What we gon-na do?_ With-out his mus-ic cue?_____

With finger wagging.

13

Jester

All

Pno.

Oh! No! No! No!_ His Maj-est-y won't sing! Oh! No! No! No!_

Oh! No! No! No!_ His Maj-est-y won't sing! Oh! No! No! No!_

16

Jester *The King won't sing!*

All *(The King won't sing!)*

Pno.

Same actions from company. Henry rushes across the stage blowing his duck call, shouting "My birds!"

18

Pno.

21

Jester *It don't mean a thing, If he ain't got swing!_*

Pno.

24

Jester *Still a hap-py day_ If he don't wan-na play_ "but!" Oh! No! No! No!_ His*

All *Oh! No! No! No!_ His*

Pno.

27

Jester
Maj-est - y won't sing! Oh! No! No!_ No!_

All
Maj-est - y won't sing! Oh! No! No!_ No!_

Pno.

29

Jester
The King won't sing! The King won't

All
(The King won't sing!)

Pno.

*Same actions from company.
The panicking Jester rushes around the stage looking for the King.
Henry rushes across the stage blowing his duck call and shouting "My birds!"*

31

Jester
sing!

All
(THE KING WON'T SING!)

Pno.

34

Jester

We still think he's ace_ With

Pno.

37

Jester

out his walk-ing bass!_ When he blows the brass, It

Pno.

FGM: "Ask someone for help!"
 Henry: "My birds!"

39

Jester

comes right out his_ Oh! No! No!_ No!_ His

All

Oh! No! No!_ No!_ His

Pno.

41

Jester
Maj - est - y won't sing! Oh! No! No!_ No!_

All
Maj - est - y won't sing! Oh! No! No!_ No!_

Pno.

43

Jester
The King won't sing! The King won't

All
(The King won't sing!)

Pno.

45

Jester
sing! THE King won't Sing! sing! sing! sing! sing! sing!

All
(The King won't sing!) Sing! sing! sing! sing! sing! sing!

Pno.

47

Jester
sing!sing! sing! sing! TheKing has lost his nerve and now the King won't sing!

All
sing!sing! sing! sing!

Pno.

FGM sings ad.lib operatically an octave higher!

50

Jester
Sing! sing!_ sing! sing! sing!_ sing! sing! sing!_ sing! sing! The

All
Sing! sing!_ sing! sing! sing!_ sing! sing! sing!_ sing! sing!

Pno.

Jester encourages everyone to join in.

52

Jester
King's no king un-less the king can sing! SO SING! Sing! sing! sing! sing! sing! sing!

All
Sing! sing! sing! sing! sing! sing!

Pno.

55

Jester

sing! sing! sing! sing! The King has lost his nerve and now the King won't sing!

All

sing! sing! sing! sing!

Pno.

Detailed description: This system covers measures 55 to 57. The Jester part (treble clef) has lyrics: "sing! sing! sing! sing! The King has lost his nerve and now the King won't sing!". The All part (treble clef) has lyrics: "sing! sing! sing! sing!". The piano accompaniment (Pno., grand staff) features a rhythmic pattern of eighth and sixteenth notes in the right hand and chords in the left hand.

58

Jester

Sing! sing!.. sing! sing! sing!.. sing! sing! sing!.. sing! sing! The

All

Sing! sing!.. sing! sing! sing!.. sing! sing! sing!.. sing! sing!

Pno.

Detailed description: This system covers measures 58 to 59. The Jester part (treble clef) has lyrics: "Sing! sing!.. sing! sing! sing!.. sing! sing! sing!.. sing! sing! The". The All part (treble clef) has lyrics: "Sing! sing!.. sing! sing! sing!.. sing! sing! sing!.. sing! sing!". The piano accompaniment (Pno., grand staff) continues with a similar rhythmic accompaniment.

60

Jester

King's no king un - less the king can find his swing and do his thing and

Pno.

Detailed description: This system covers measures 60 to 61. The Jester part (treble clef) has lyrics: "King's no king un - less the king can find his swing and do his thing and". The piano accompaniment (Pno., grand staff) continues with a similar rhythmic accompaniment. The All part is silent in this system.

rall.

62

Jester

sing with zing bef - ore the end of

Pno.

Dick plays a flamboyant arpeggio and then launches into Fur Elise!

FGM: "That's enough, Dick!"

Dick bashes the keys in mock frustration.

FGM: "So big-headed!"

63

Jester

spring! Tri an - gles!

Tri.

Pno.

$\text{♩} = 60$ accel. .

66

Tri.

Pno.

69 *tr*

Tri.

Pno.

72 *tr* ♩=110

Tri.

Pno.

King returns to join in on the triangle!

75

Jester

Tri. *tr* LOOK! The King WILL

Pno.

FGM: "King will TING which is quite thrillING
but here's the thing..... The King won't....."

78

Jester TING!

Pno.

79

Jester

FGM

All

Pno.

The King won't

sing!

(The King won't sing!)

80

Jester

All

Pno.

sing! The King won't sing! The King won't

(The King won't sing!) (The King won't sing!)

82

Jester

All

Pno.

sing! Won't sing Won't sing Won't

(The King won't sing!) (won't sing) (won't sing)

12

84 rall.

Jester
sing Won't sing Won't sing, sing, sing, sing! sing!

All
(won't sing) (won't sing, won't sing, sing, sing, sing! sing!

Pno.

86 ♩=80 Lonely student (solo)

MMP
Vocal cadenza - with too much vibrato! Will you see me? Will you

FGM
f *p*

Pno.
Ad lib virtuoso arp. Ahhh! Ah *p*

FGM waves her wand then places cap on head of lonely student. Crowd cheers. Jester: "No!"

90 rall. . . ♩=110

MMP
hear me? Hum-bl-y I ask you all to try.

FGM
Ah Ah

Pno.

The Jester is frustrated!

95 *f*

Jester

Some-one help the King_ Teach The King to sing!_ Help him find his verve! Re-

Pno.

98

Jester

gain his Roy-al nerve!_ Oh! No! No!_ No!_ His

All

Oh! No! No!_ No!_ His

Pno.

100

Jester

Maj-est - y won't sing! Oh! No! No!_ No!_

All

Maj-est - y won't sing! Oh! No! No!_ No!_

Pno.

102

Jester

All

Pno.

The King won't sing! The King won't

(The King won't sing!)

104

Jester

All

Pno.

ff

ff

ff

sing! THE KING WON'T SING! NO!

(The King won't sing!) THE KING WON'T SING! NO!

The Witch and Cackles cackle before disappearing into the distance (more boos and hisses). Henry: "My birds!" Henry, the Hummingbird keeper walks across the stage looking for his birds.

8 What Just Happened?

Fairy Godmother: "I expect you want to know what just happened?!"

Company: "Yes!"

David Stanley

♩=100 *Cm* *mf*

FGM

The wick-ed Witch of warbl-ing wood

Piano *mp*

3

FGM

wished to join the choir. The late Queen said yes, but since her death the

Pno.

*Everyone reacts and
the Witch moans.*

5 *C#m*

FGM

King said her voice was dire! // En-raged, the Witch plott-ed her re-venge,

Pno.

7 *Dm* *Ebm*

FGM

cast-ing a spell that night. By morn-ing's light, the King was struck with

Pno.

Everyone reacts more and the Witch cackles.

9 Fm F# G //

FGM

terr-i-ble stage fright! // Now The

Pno.

11

FGM

King won't sing, (The King won't sing) which is a

Pno.

12

FGM

terr-i-ble thing! (A terr i-ble thing!) For ac-cord-ing to our lore, If the

Pno.

14

FGM

King won't sing, (the King won't sing) the rains will cease, the crops de-crease and

Pno.

Everyone overreacts!

16

FGM

doom will be in store!

Witch/Cackles

The Witch cackles.

Ha, Ha, Ha, Ha, Ha!

Pno.

18

FGM

Witch/Cackles

The Cackles cackles.

Ha, Ha, Ha, Ha, Ha!

Oh & No

Oh and No stand.

Oh! No! No!_ No!_

Pno.

9a You Got Music Prologue

David Stanley

A bell tree heralds the return of the Fairy Godmother but the bell tree player keeps going for far too long!

$\text{♩} = 90$

Piano *mf*

Everyone stares and waits for the bell tree to stop! A frustrated Dick gets up from the piano...

Dick: "All right love!" *The bell tree player stops. The Fairy Godmother approaches the King.*

4

FGM *mf*

Note by note_ Bar aft - er bar_ Your

Pno.

7

FGM

ma-jes-ty, our humm-ing bird, what's wrong?

King *f*

I can't sing I won't sing

Pno. *f*

10

FGM

King

Oh No

Pno.

I'm sorr-y that's reall-y not help-ing!

You can't make me!

f

Oh! No! No! No!_

13

King

Oh No

Pno.

The crowds gasp

I can't sing I won't sing I've lost mus-ic!

Oh! No! No! No!_

Fairy Godmother: "You can't lose music! You're King Chris Endo! You ARE music!
 Let's help the King (*the Jester energetically assists Fairy Godmother*).
 What is music everyone? Anyone? There are three magic words..."

Fairy Godmother: "Word one is..?"

People from the crowd shout the answers. Someone jumps forward revealing each word on their t-shirts.

Company: "PULSE!"

Fairy Godmother: "Word two is...?"

Company: "RHYTHM!"

Fairy Godmother: "Word three is...?"

Company: "PITCH!"

Fairy Godmother: "Yes! And put them together and what have you got? You got..."

Company: "MAGIC!"

9b You Got Music!

Featuring three comedy characters: 'Pulse', 'Rhythm' and 'Pitch' in shirts with their names on. They jump to the front when their names are shouted. Meanwhile, the King is unconvinced, He holds his weighty crown as if the world was on his shoulders.

David Stanley

MMP/Jester
Led by FGM and Jester

Drum Kit

♩=85

f

VAMP

Pulse! Rhy- thm! Pitch!

MMP/Jester

Dr.

8

Pulse! Rhy- thm! Pitch! Pulse! Rhy- thm! Pitch! Pulse!

Fairy Godmother: "Take it away, Dick!"

FGM

MMP/Jester

Pno.

Dr.

14

f

Fairy Godmother It's the (second time)

Rhy- thm! Pitch!

gliss.

f

f

18

FGM

me - lo - dy, _ the rhy - thm and rhyme, The har - mo - ny, _ a -

Pno.

21

FGM

bove the bass line. When the spi - rit lifts _ the feel - ing's su - blime!

MMP/Jester

Pulse!

Pno.

25

FGM

Put 'em to - ge ther and what have you got? _ You got

MMP/Jester

Rhy - thm! Pitch! Put 'em to - ge ther and what have you got? _ You got

Pno.

Jester: "Drums everyone"

A

28

FGM
Mus-ic! It's the crot-chets and the mi - nims,

MMP/Jester
Mus-ic!

Drum

Pno.

Jester: "Bells!"

32

FGM
qua-vers and the lon-ger se-mibreves! Ma-gi-cal chime of rhy-thm in
Bells Voice

MMP/Jester

Pno.

36

FGM
time. Put 'em to-ge-ther and what have you got? You got

MMP/Jester
Pulse! Rhy- thm! Pitch! Put 'em to-ge-ther and what have you got? You got

Pno.

40

FGM
Mus-ic! Like your heart beat goes, Like the po-et's

MMP/Jester
Mus-ic! Pulse! Rhy-thm!

Pno.

44

FGM
prose, Is the highs and lows! You

MMP/Jester
Pitch! You

Pno.

47

FGM
can-not es cape_ its pow - er! Feel how it draws you in,

MMP/Jester
can-not es cape_ its pow - er!

Pno.

51

FGM

Hooked from when you be - gin. Whe - ther you play or

Pno.

54

FGM

sing, You can-not es-cape. its pow - er! Put 'em to-ge-ther and

MMP/Jester

You can-not es-cape. its pow - er! Put 'em to-ge-ther and

Pno.

58

B FGM: "Key Change!"

FGM

what have you got? You gotMus-ic!

MMP/Jester

what have you got? You gotMus-ic!

Pno.

63

FGM

MMP/Jester

Choir

Pno.

ff *ppp* *ff* *f*

It's the tem-po and dy - na - mics_ The tex-ture and

It's the tem-po and dy - na - mics_ The tex-ture and

It's the tem-po and dy - na - mics_ The tex-ture and

ff *ppp* *ff* *f*

67

FGM

MMP/Jester

Choir

Pno.

tim-bre and mode It's the high low mid - dle! The pitch of the

tim-bre and mode It's the high low mid - dle! The pitch of the

tim-bre and mode It's the high low mid - dle! The pitch of the

71

FGM
note! Put 'em to - ge - ther and

MMP/Jester
note! Put 'em to - ge - ther and

Choir
note! Put 'em to - ge - ther and

Pno.

74

FGM
what have you got?_You got Mus-ic! Like your heart beat

MMP/Jester
what have you got?_You got Mus-ic! Pulse!

Choir
what have you got?_You got Mus-ic! Pulse!

Pno.

77

FGM
goes, Like the po-et's prose, Is the highs and

MMP/Jester
Rhy- thm! Pitch!

Choir
Rhy- thm! Pitch!

Pno.

81

FGM
lows! You can-not es-cape_ its pow - er! Feel how it draws you

MMP/Jester
You can-not es-cape_ its pow - er!

Choir
You can-not es-cape_ its pow - er! Feel how it draws you

Pno.

85

FGM
in, Hooked from when you be - gin. Whe-ther you play or

Choir
in, Hooked from when you be - gin. Whe-ther you play or

Pno.

C FGM: "Piano time!"

89

FGM
sing, You can-not es-cape. its pow - er!

MMP/Jester
You can-not es-cape. its pow - er!

Choir
sing, You can-not es-cape. its pow - er!

Pno.

Everyone plays air pianos FGM: "Mind the flat, dick!" (plus vocal ad libs)

93

Pno.

FGM sings *ad.lib* operatic descant.

97

Pno.

103

FGM

MMP/Jester

Choir

Pno.

You can-not es-cape its

You can-not es-cape its

You can-not es-cape its

D

Jester: "Key Change!"

107

FGM

MMP/Jester

Choir

Pno.

po - wer! It's the me-lo dy, the

po - wer! Can-not es-cape its po - wer

po - wer! Can-not es-cape its po - wer Mus-ic

111

FGM
rhy-thm and rhyme, The har-mo-ny, a - bove the bass line. When the

Choir
is Mag-ic

Pno.

114

FGM
spi-rit lifts the feel-ing's su - blime Pulse! Rhy- thm! Pitch!

MMP/Jester
Pulse! Rhy- thm! Pitch!

Choir
It o - pens up your heart

Pno.

118

FGM
Put 'em to-ge-ther and what have you got? You got Mus-ic It's the Drum

MMP/Jester
Put 'em to-ge-ther and what have you got? You got Mus-ic!

Choir
Put 'em to-ge-ther and what have you got? You got Mus-ic!

Pno.

121

FGM
 crot-chets and the mi - nims, qua-vers and the lon-ger se-mi-breves!

Drum
 Bells

Choir
 Feel it and use it

Pno.

125

FGM
 Ma-gi-cal chime of rhy-thm in time! Pulse! Rhy- thm! Pitch!

MMP/Jester
 Voice
 Pulse! Rhy- thm! Pitch!

Choir
 It touch - es ev - 'ry part

Pno.

129 *cresc.*

FGM
 Put 'em to-ge-ther and what have you got?_ Put 'em to-ge-ther and

MMP/Jester
 Put 'em to-ge-ther and what have you got?_ Put 'em to-ge-ther and

Choir
 Put 'em to-ge-ther and what have you got?_ Put 'em to-ge-ther and

Pno.
cresc.

132

FGM
 what have you got? Pulse! Rhy- thm! Pitch! Put 'em to-ge-ther and

MMP/Jester
 what have you got? Pulse! Rhy- thm! Pitch! Put 'em to-ge-ther and

Choir
 what have you got? Pulse! Rhy- thm! Pitch! Put 'em to-ge-ther and

Pno.

FGM organises the three characters...

*They turn round to reveal
"MA-G-IC" on their backs*

136

ff

FGM
what have you got? You got MAG-IC!

ff

MMP/Jester
what have you got? You got MAG-IC!

ff

Choir
what have you got? You got MAG-IC!

ff

Pno.

*FGM smiles sweetly at the King and
props his crown up on his head.*

Everyone cheers the FGM.

10 The Witch's Repent

Henry, the Humming Bird Keeper walks and then runs across the stage. He is still looking for his birds!

David Stanley

♩=100 Scary!

Pno. *pp*

7 *mp*

The Witch and Cackles enter to boos and hisses.

11 *mf*

Witch *port.*

Yes, my voice won't fill you all with de - light! Still I dreamt of sing-ing in a

8va

Pno. *mf*

14

Witch *port.*

choir! So I cursed "His Ma-jest-y" with stage fright!

8va

Pno.

Cackles: "Dire!"

17

Witch

Now we'll see whose voice is dire! With no voice His Maj-est-y is

Pno.

Detailed description: This block contains the first system of music, starting at measure 17. It features a vocal line for the Witch and a piano accompaniment. The key signature has three flats (B-flat, E-flat, A-flat), and the time signature is 7/8. The vocal line begins with a half note followed by eighth notes. The piano accompaniment consists of chords in the right hand and a rhythmic pattern of eighth notes in the left hand.

Cackles: "Doomed!"

20

Witch

port. use - less! Glis sand-i - a will be for - e - ver doomed! His

Pno.

Detailed description: This block contains the second system of music, starting at measure 20. The key signature remains three flats. The vocal line starts with a half note marked 'port.' followed by eighth notes. The piano accompaniment features chords in the right hand, some marked '8va' with a dashed line, and a rhythmic pattern in the left hand.

23

Witch

Roy al reign is de-stined to be fruit - less Next time he won't be so

Pno.

Detailed description: This block contains the third system of music, starting at measure 23. The key signature remains three flats. The vocal line continues with eighth notes and a half note. The piano accompaniment continues with chords in the right hand and a rhythmic pattern in the left hand, with some chords marked '8va'.

Cackles: "Rude!"

26

Witch

rude! If he no - ticed me I would-n't be so ev - il, Like he

Pno.

29

Witch

used to be, Be - fore we lost the Queen If he

Pno.

31

Witch

no - ticed me I'd tell him how to fix it, Like he

Pno.

33

Witch

used to be, When we would laugh! To -

Pno.

35

Witch

geth - er Ha, ha, ha, ha, ha, ha, ha, ha!

Cackles joins in (ad.lib) //

Pno.

fp //

The Bell Tree welcomes the Fairy Godmother...

Witch: "Oh, it's you... there's no laughter in Warbling Wood... just... warbling."

37

Pno.

Witch: "Oh do SHUT UP!"
Cackles: "Yes, do SHUT UP!"

38

FGM

Note by note Bar aft-er bar_ Mus-ic is our bridge in-to your world

Meno mosso
mp

Pno.

mp //

mp //

Over the top vocal ad. lib.

42

FGM

Now the King my dear, Is a kind and migh-ty rul-er, the best

Pno.

p

FGM: "Questionable!!"

45

FGM

voice my dear, In all Gliss-and-i - a! But the King my dear, is

Pno.

rit. *A tempo*

48

FGM

on - ly a ref-lect-ion, like the humm - ing bird up - on Lake Se-re-nade

Pno.

rit.

6 Fairy Godmother: "Let me show you show you just how magical music is for people who were once ignored, like you".

♩=80

51 *8va*

Pno.

"We bring music to the unseen, the unheard, the unknown and the unloved
(each previously helped singer waves happily).

We call ourselves "The Music Man Project", named after a mystical time-travelling Music Man, who once visited Glissandia many moons ago from a land far, far away, called... 'SouthEndia!'"
(FGM winks at the Jester as a photo of him as a Time-Traveller is shown on screen). All: "Ooh! SOUTHENDIA!"
FGM: "Exotic isn't it!"

55 *Safety vamp*

Pno.

59 ♩=90 *f*

FGM Wel-come to mu-sic for a

MMP Wel-come to mu-sic for a

Choir Wel-come to mu-sic for a

H.C. STAMP STAMP CLAP STAMP STAMP CLAP

Pno. *f* *8va*

62 *f*

Witch You will see me

FGM life - - time! Join us in happ - i - ness and

MMP life - - time! Join us in happ - i - ness and
life - - time!

Choir For a life - time! Join us in happ - i - ness and

H.C. STAMP STAMP CLAP STAMP STAMP CLAP

Pno. *8va*-----

64

Witch You will hear me

FGM song! To-day we're liv - ing in our

MMP song! To-day we're liv - ing in our

Choir song! in song! To-day we're liv - ing in our

H.C. STAMP STAMP CLAP STAMP STAMP CLAP

Pno.

66

Witch
You will know me You will love me

FGM
prime time! This is where we all be-long!

MMP
prime prime - - time! This is where we all be-long!

Choir
In our prime - time! This is where we all be-long!

H.C.
STAMP STAMP CLAP STAMP STAMP CLAP

Pno.

69

Witch
I will see! I will

FGM
You will see! the symp-hon-y of sun-light! You will hear he-

MMP
You will see! the symp-hon-y of sun-light! You will hear he-

Choir
You will see! the symp-hon-y of sun-light! You will hear he-

H.C.
St Cl St Cl St Cl St Cl St Cl St Cl

Pno.

72

Witch

FGM

MMP

Choir

H.C.

Pno.

hear! I will know!

ro-ic harm-o - ny You will know, the mel - o - dy of moon-light

ro-ic harm-o - ny You will know, the mel - o - dy of moon-light

ro-ic harm-o - ny You will know, the mel - o - dy of moon-light

St Cl St Cl St Cl St Cl St Cl

75

Witch

FGM

MMP

Choir

H.C.

Pno.

I will love!

You will love our mus-ic rhap-so - dy!

You will love our mus-ic rhap-so - dy!

You will love our mus-ic rhap-so - dy!

St Cl St Cl St Cl St

78

Witch Wel-come to mu-sic for a life - - time! Join us in happ-i-ness and

FGM Wel-come to mu-sic for a life - - time! Join us in happ-i-ness and

MMP Wel-come to mu-sic for a life - - time! Join us in happ-i-ness and
life - - time!

Choir Wel-come to mu-sic for a For a life - time! Join us in happ-i-ness and

H.C. STAMP STAMP CLAP STAMP STAMP CLAP
8va-----

Pno.

81

Witch song! To-day we're liv-ing in our

FGM song! To-day we're liv-ing in our

MMP song! To-day we're liv-ing in our

Choir song! in song! To-day we're liv-ing in our

H.C. STAMP STAMP CLAP STAMP STAMP CLAP

Pno.

83

Witch
prime time! This is where we all be -

FGM
prime time! This is where we all be -

MMP
prime prime - - time! This is where we all be -

Choir
In our prime - time! This is where we all be -

H.C.
STAMP STAMP CLAP STAMP STAMP CLAP
8va

Pno.

85 $\text{♩} = 90$ Fairy Godmother: "Everyone, wave your sticks like magic wands!"

Witch
long!

FGM
long!

MMP
long!

Choir
long!

Pno.

The Witch removes her hat slowly, revealing long, flowing hair. She places the hat under her arm at first and then reluctantly gives it to Fairy Godmother.

87

Pno.

FGM: "Everyone, say the three magic words with me: "Pulse!" "Rhythm!" "Pitch!"
Everyone waves their wands. FGM presents the Witch with a Music Man cap/hat. Everyone cheers.

90

rall. -----

gva -----

Pno.

The MMP wave their wands/beaters like conductor batons

92

$\text{♩} = 80$ **ff**

Witch

We will see you We will hear you!

ff

FGM

We will see you We will hear you!

ff

MMP

We will see you We will hear you!

ff

Choir

(Poof!) We will see you We will hear you!

(8) $\text{p}.$

ff

Pno.

95

Witch

Through our mu - sic we will help you fly! We will

FGM

Through our mu - sic we will help you fly! We will

MMP

Through our mu - sic we will help you fly! We will

Choir

Through our mu - sic we will help you fly! We will

Pno.

97

Witch

know you, We will love you!

FGM

know you, We will love you!

MMP

know you, We will love you!

Choir

know you, We will love you!

Pno.

99

Witch

FGM

MMP

Choir

Pno.

Raise your head and look up to Raise your head and look up to

101

Witch

FGM

MMP

Choir

Pno.

rit.

Raise your head and look up to the sky!

103 -

Witch

FGM

MMP

Choir

Pno.

Everyone cheers the FGM.

**Fairy Godmother: "Wanda Warble, the wicked witch from Warbling Wood!
Before things get any worse (*waving her wand*), please release the poor King from your vocal curse!"**

**Witch: (*Mocking*) "Fairy Fortissimo, the human microphone from Humming Bird Hill!
The King will still sing and much joy he will bring! To end this witchcraft, all he must do is....
.....LAUGH!" (*the witch and Cackles cackle and then everyone laughs hysterically*).**

They cackle into the distance leaving Fairy Godmother awkwardly joining in with the laughter, each wanting to have the last laugh. Just as the witch disappears offstage, she hurries back to the Fairy Godmother and snatches her old hat out of her hands.

They tussle, exchange cackles/laughter before going their separate ways.

11 That Will Really Make You Laugh!

The King struggles to sing "Glissandia Lives In Me" in front of an ornate mirror. He chokes and splutters. In sympathy, the Jester stands by his side and offers advice.

Jester: "Your Majesty, a wise man once told me that if you ever feel too scared to sing in front of an audience, just imagine them all naked! If nothing else, it'll make you laugh!"

King: "Are you taking the pizzicato?"

The King looks back at the mirror. "Ahh!"

David Stanley

$\text{♩} = 100$ Recitative
(follow the voice) *mf*

Jester

When you feel too ner-vous to go on A

Piano

mf

4

Jester

feel-ing that won't let you sing your song It may be the worst

Pno.

7

// $\text{♩} = 70$ Swing

Jester

But you're hard - ly cursed! If your head is spinn - ing—

Pno.

3

3

Vocal cadenza Drum kit swing solo

9

Jester

This is the beg-in - ing__ To a life on stage!_____

Pno.

f

*As the swing rhythm starts, the Jester invites a bass player to the front of the stage.
Jester: "Come on, don't be shy!" The bass player is dressed in a naked suit!*

13

Jester

14

Jester

You're not the worst! You're not the first! To lose your

Pno.

17

Jester

con-fi-dence on the stage__ You think you're cursed! A - bout to burst! Like your

Pno.

21

Jester

scream-ing in a cage— The King's a sill-y fool It's not the Al-bert Hall! It

Pno.

25

Jester

rea- lly is' - nt quite that fright-ning! Just look'em in the eye, Take a

Pno.

28

Jester

deep breath, and sigh Sing all_ your worr-ies a - way_ When life gets

Pno.

31

Jester

tough The road is rough Re-mem-ber you are_ not a-lone_ Re mem-ber

Pno.

35

Jester

this You have the bliss Of know-ing I will ne-ver leave you on your

Pno.

38

Jester

own So keep sing-ing nice and loud, Don't you wor-ry a-bout the crowd

Pno.

41

Jester

A - ny one can lose their mo - jo! — If you still feel a - gi - ta - ted Im -

Pno.

*The King laughs once. Then laughs again.
His laughter turns into vocal cadenza!*

44

Jester

a-gine them all nak-ed That will reall-y make you laugh!+ crowd

King

HA!

Pno.

Straight ♩=100 Recitative

48 (follow the voice)

Jester

Your Maj - e - sty your voice is com - ing back! Gliss -

Voice

Ha - lle - lu - jah!

Pno.

All cheer

51

Jester

and i - a the King is back on track! His laugh - ing cleared his throat The

Voice

Ha - lle lu - jah! Ha - lle - lu - jah!

Pno.

54

Jester

per - fect ant - i - dote Now the King can sing More

Voice

Ha - lle - lu - jah! Ha - lle - lu - jah!

Pno.

♩=70 Swing

56

Jester
laugh-ter we must bring! Now your head is spinn-ing_ This is the beg-in-ing_

Voice
Ha - lle-lu - jah!

Pno.

59

Jester
Op-en wide and HA!_____ *All cheer*
Vocal cadenza You need a

King
+ crowd *ff*
HA!_____

Pno.

64

Jester
joke May-be a poke If we off-end, you must be woke!_ We'll touch a

Pno.

68

Jester

nerve Like you de-serve But we'll try to not pro voke!— The

Pno.

72

Jester

King's a sill - y fool It's not the Al-bert Hall! He just needs to grow a

Pno.

75

Jester

pair!— In fact I reall-y think, Your maj - e - sty, you stink!

Pno.

Jester: "Oh, what have I said!"

The shocked crowds gasp! The King looks furious.

Guard: "How dare you! You will be punished for such insolence!"

After a long pause the King winks at the Guard and they bursts with laughter!

Guard: "HA! Only joking!" *The crowds join in with the laughter (nervously at first).*

78

Jester

79

Jester

Laugh all your worr-ies a - way! When life gets tough The road is

Pno.

Detailed description: This system covers measures 79 to 81. The Jester's vocal line is in a treble clef with a key signature of two sharps (F# and C#). The lyrics are "Laugh all your worr-ies a - way! When life gets tough The road is". The piano accompaniment consists of two staves, with the right hand playing chords and the left hand playing a bass line. There are fermatas over the final notes of measures 79 and 81.

82

Jester

rough Try to think of all your peo-ple in the buff! It isn't rude to feel the

King

HA!

Pno.

Detailed description: This system covers measures 82 to 85. The Jester's vocal line continues with the lyrics "rough Try to think of all your peo-ple in the buff! It isn't rude to feel the". The King's vocal line is in a treble clef and contains the exclamation "HA!". The piano accompaniment continues with two staves. There are fermatas over the final notes of measures 82 and 85.

86

Jester

groove By I -ma-g'ning all your subj-ects in the nude! So keep

Pno.

Detailed description: This system covers measures 86 to 88. The Jester's vocal line continues with the lyrics "groove By I -ma-g'ning all your subj-ects in the nude! So keep". The piano accompaniment continues with two staves. There are fermatas over the final notes of measures 86 and 88.

89

Jester

sing-ing nice and loud, Don't you wor-ry about the crowd Ev-ry-bo-dy's got a

Pno.

Detailed description: This system covers measures 89 to 91. The Jester's vocal line continues with the lyrics "sing-ing nice and loud, Don't you wor-ry about the crowd Ev-ry-bo-dy's got a". The piano accompaniment continues with two staves. There are fermatas over the final notes of measures 89 and 91.

92

Jester

crit-ic! Ig - nore the no-sy park-ers Just think of them stark-ers!

Pno.

95

Jester

That will reall-y make you laugh! *+ crowd* Laugh-ter is the mus-ic of life!

King

HA!

Pno.

98

Jester

The best med-i-cine you will find_ A

King

Ha! Ha! Ha! Ha!

Pno.

101

Jester
vac-cine_with-out side eff-ects__ That pro tects both bo-dy and mind!__

King
Ha! Ha!

Pno.

The crowds join in with the laughs - "Ha!, Ha!"

105

Jester
Laugh-ter is the mus-ic of life! Ha! The best med-i-cine you will find

King
Laugh-ter is the mus-ic of life! Ha! The best med-i-cine you will find

Pno.

"Ha!, Ha!"

"Ha!, Ha!"

108

Jester
__ Ha! A vac-cine_with-out side eff-ects__ Ha! That pro

King
__ Ha! A vac-cine_with-out side eff-ects__ Ha! That pro

Pno.

3

111

Jester
tects both bo dy and mind!__ You're not the worst You're not the

King
tects both bo dy and mind!__ I'm not the worst

Pno.

MMP students parade with cardboard cut outs of 1950s seaside characters

114

Jester
first To lose their con- fi- dence on the stage__ You need a

King
I'm not the first To lose my con- fi- dence on the stage__

Pno.

117

Jester
joke May-be a poke! To stop you scream-ing_ in a cage

King
I need a joke May-be a poke! To stop me scream-ing_ in a cage

Pno.

120

Jester — You were a sill-y fool It's not the Al-bert Hall! It rea-lly is-n't quite that

King — I was a sill-y fool It's not the Al-bert Hall! It rea-lly is-n't quite that

Pno.

124

Jester fright-ning! Just look 'em in the eye, Take a deep breath, and sigh

King fright-ning! Just look 'em in the eye, Take a deep breath, and sigh

Pno.

127

Jester Sing all_your worr-ies a - way_ When life gets tough The road is

King Sing all_your worr-ies a - way_ When life gets tough

Pno.

130

Jester
rough Re-mem-ber you are__ not a - lone__ Re-mem-ber

King
The road is rough Re-mem-ber I am not a - lone__

Pno.

133

Jester
this You have the bliss Of know-ing

King
Re - mem - ber this I have the bliss Of know-ing

Pno.

135

Jester
I will ne-ver leave you on your own So keep sing-ing nice and loud, Don't you

King
you will ne-ver leave me on my own So keep sing-ing nice and loud, Don't you

Pno.

138

Jester
wor-ry a-bout the crowd A - ny one can lose their mo - jo!__ If you

King
wor-ry a-bout the crowd A - ny one can lose their mo - jo!__ If you

Pno.

141

Jester
still feel a - gi - ta - ted Im - a - gine them all nak - ed That will reall - y make

King
still feel a - gi - ta - ted Im - a - gine them all nak - ed That will reall - y make

Pno.

144

Jester
That will reall - y make That will reall - y make you

King
That will reall - y make That will reall - y make you

Pno.

Everyone giggles and then laughs.

Crowd: "Ha!"

146

Jester

King

Pno.

The musical score consists of three staves. The top staff is for the Jester, the middle for the King, and the bottom for the Piano (Pno.). The Jester and King parts are vocal lines in treble clef. The Jester's line has a long note on the first measure, followed by a series of eighth notes, and ends with a sharp accent on the final note. The King's line is similar but includes the lyric 'HA!' at the end. The Piano part has a right-hand melody with eighth notes and a left-hand bass line with eighth notes. The key signature has one sharp (F#) and the time signature is 4/4. The score ends with a double bar line.

12 Glissandia Lives In Me

David Stanley

Henry, The Humming Bird Keeper enters with great excitement (bird SFX). The birds gradually return during the song.
Henry: "Look! The Humming Birds are back!" Everyone looks up in amazement and cheers.
FGM and the Witch enter the stage. looking up at the humming birds. Henry's duck call cues Dick's piano introduction,

Humming birds appear in the sky (dangled over balcony) and as puppets etc.

♩=100 Gracefully

King *mp* In the

Piano *p* *8va* *8va* *Red.* *

King *mp* The King is pleased with himself!
hum-m-ing bird song and sym - pho-ny, Gliss - an - dia lives in me In the

MMP *mp* Gliss - an - dia lives in me

Pno.

King *mf* Growing in confidence. *mf*
shimm-er-ing moun-tains, spark - ling sea, Gliss-an - dia lives in me On the

MMP *mf* Gliss - an - dia lives in me

Pno. *mf*

More birds enter the stage.

13

King
mos - sy bank of Ser-e-nade By the old Gliss-and ian tree _____ And the

MMP
_____ And the

Pno.

Interlocking thumbs rainbow
(King blows kiss to heaven)

17 *Pointing up* *Pointing up* *Pointing up*

King
hum-m-ing bird, hum-m-ing bird hum-m-ing bird song _____ Still

MMP
hum-m-ing bird, hum-m-ing bird hum-m-ing bird song _____ Still

Pno.

Company flap their arms like birds,

20

King
lives in you and me

MMP
lives in you and me

Choir + Witch
mf
Gliss - and - ia lives in me Gliss - and - ia lives in

Pno.
mf

24

King *f*
In the humm-ing bird song and sym-pho-ny, Gliss - an - dia lives in

MMP *f*
Gliss - an - dia lives in

Choir + Witch *f*
me Ah Gliss - an - dia lives in

Pno.

28

King
me In the shimm-er ing moun-tains, spark-ling sea, Gliss - an - dia lives in

MMP
me Gliss - an - dia lives in

Choir + Witch
me Ah Gliss - an - dia lives in

Pno.

32

King
me On the mos - sy bank of Ser-e-nade By the old Gliss-and-ian

MMP
me

Choir + Witch
me On the bank of Ser-e-nade By the old Gliss-and-ian

Pno.

Pointing up etc

36

King
tree _____ And the humm-ing bird, humm-ing bird humm-ing bird song _____

MMP
_____ And the humm-ing bird, humm-ing bird humm-ing bird song _____

Choir + Witch
tree _____ And the humm-ing bird, humm-ing bird humm-ing bird song _____

Pno.

39

King
_____ *mp* Still lives in you and me _____ Gliss -

MMP
_____ *mp* Still lives in you and me _____ Gliss -

Choir + Witch
_____ Gliss - and - ia lives in me _____ Gliss -
gva----- | *gva-----* |

Pno.
mp

rall.

5

43

King
and - ia lives in me In me In me

MMP
and - ia lives in me In me In me

Choir + Witch
and - ia lives in me In me In me Witch only: In

Pno.

♩=100 Cackles miaows King: "I'm sorry, Wanda." Witch: "I'm sorry, Chris."

47

Choir + Witch
me

Pno.

King: "You're destined for greatness, Wanda Warble. And that manky old cat of yours!"

52

Pno.

They embrace and the crowd cheers. The birds flap away.

56

Pno.

60

Pno.

rit.

63

Pno.

Company freeze until bar 28 of 13 The Royal Decree

13 The Royal Decree

David Stanley

♩=100 Building dramatically

Company freeze as solo trumpeter plays.

Trumpet

pp

Piano

pp

Measures 1-4. Trumpet part: Rests in measures 1 and 2, then a sixteenth-note scale starting in measure 3. Piano part: A steady eighth-note accompaniment in the bass clef.

5

Tpt.

p

Pno.

p

Measures 5-8. Trumpet part: Continues the sixteenth-note scale from measure 3, ending with a quarter rest in measure 8. Piano part: Continues the eighth-note accompaniment.

9

Tpt.

p

Pno.

mp

mp

Measures 9-12. Trumpet part: Continues the sixteenth-note scale from measure 3, ending with a quarter rest in measure 12. Piano part: Continues the eighth-note accompaniment, with a dynamic change to mp in measure 10.

13

Pno.

mp

Measures 13-16. Piano part: Continues the eighth-note accompaniment, with a dynamic change to mp in measure 13. The right hand has chords and moving lines.

Nun (Mother Superior)

18 *mf*

Choir/Nun

Te Sem-per Vi-de-bi-mus Te Sem-per Au-die-bi-

Pno. *mf*



22

Choir/Nun

mus Te Mu-si-ca Scie-bi-mus Te Sem-per A-ma-bi-

Pno.



Company copy FGM signs (see you, hear you, know you, love you etc.)

26

Tpt. *f*

Choir + Nun *f*

Choir/Nun

mus Te Sem-per Vi-de-bi-mus Te Sem-per Au-die-bi-

Pno. *f*

30

Tpt.

Choir/Nun

mus Te Mu-si-ca Scie-bi-mus Te Sem-per A-ma-bi-

Pno.



34

Tpt.

FGM/Jester

+ MMP *mf*

We will see you We will hear

Witch

mf

We will see you We will hear

Choir/Nun

mus Te Sem-per Vi-de-bi-mus Te Sem-per Au-die-bi

Pno.

38

Tpt.

FGM/Jester

Witch

Choir/Nun

Pno.

you We will know

you We will know

mus Te Mus-ica Scie - bi -



40

Tpt.

FGM/Jester

Witch

Choir/Nun

Pno.

you We will love you

you We will love you

mus Te Sem-per A - ma - bi - mus



Company silently pray.

King: "We all see you, we all hear you, we know you and we love you. Thank you for being YOU. But now it's time for me to help you..."

43

Pno.

VAMP

pp

Company silently do actions for "Pulse" X 8

5

45

Tpt.

pp

Pno.



Company silently do actions for "Rhythm" X 8

47

Tpt.

Pno.



Company silently do actions for "Pitch" X 8

49

Tpt.

Pno.



Company silently pray.

King: "One day soon I'll rest my voice and return to Minuet Forest by Lake Serenade. When I take my final breath, I will join my beloved Sue Prano, who waits for me with the Humming Birds. We'll laugh together and sing for all eternity."

51

VAMP

Pno.

Company silently do actions for "Pulse" X 8 " They stage whisper "Pulse" on the first beat.

53

Tpt. *p*

Pno. *p*



Company silently do actions for "Rhythm" X 8 They stage whisper "Rhythm" on the first beat.

55

Tpt.

Pno.



Company silently do actions for "Pitch" X 8 They stage whisper "Pitch" on the first beat.

57

Tpt.

Pno.



Company silently pray.

**King: "In my final act as your Great and Mighty King, I hereby declare that
The Music Man Project shall henceforth be called "The Royal Music Man Project"!"**

59 VAMP

Tpt.

Pno.

(last time)

Company cheer.

61

Tpt. *mf*

Pno. *mf*

fp



64

Tpt. *f*

FGM/Jester *f*
Humb - ly now we do de - cree Roy - al stat-us placed on

King *f*
Humb - ly now we do de - cree Roy - al stat-us placed on

Witch *f*
Humb - ly now we do de - cree Roy - al stat-us placed on

Choir/Nun
Ah

Pno. *f*

67

Tpt.

FGM/Jester
thee You, who taught the world to

King
thee You, who taught the world to

Witch
thee You, who taught the world to

Choir/Nun
Ah You, who taught the world to

Pno.



69

Tpt.

FGM/Jester
sing! With joy ins - tead of suff - er -

King
sing! With joy ins - tead of suff - er -

Witch
sing! With joy ins - tead of suff - er -

Choir/Nun
sing! With joy ins - tead of suff - er -

Pno.

Guard: "Ladies and Gentleman, fellow Glissandians, three cheers for
The Royal Music Man Project: Hip, hip (HOORAY!) Hip, hip (HOORAY!) Hip, hip (HOORAY!)"

71

Tpt.

FGM/Jester
ing

King
ing

Witch
ing

Choir/Nun
ing

Pno.



King: ""AND! I hereby name Jingles, the Jester as my rightful heir -
the next Hummingbird of Glissandia!""

72

Tpt.

Pno.

Jester: "Oh no, no! (oh no, no!) I hereby name the beautiful Fairy Godmother, Fortissimo as my rightful heir - the next Hummingbird of Glissandia!"

74

Tpt.

Pno.



FGM: "Oh no, no! (oh no, no!) I hereby name Wanda Warble as my rightful heir - the next Hummingbird of Glissandia!"

76

Tpt.

Pno.



Witch: "Oh no, no! (oh no, no!) I hereby name Cackles Von Meowzart as my rightful heir - the next Hummingbird of Glissandia! - because you're purrrrfect!"

78

Tpt.

Pno.

80 *All cheer* *ff* *More trumpets + drums* 11 *ff*

Tpt. *f* *ff*

MMP Tamb. *ff*

King *ff*

Witch *ff* + MMP *ff* Humb - ly now I do de -

Choir/Nun *ff* We will see

Pno. *f* *ff*

83

Tpt. *(tr)*

MMP Tamb. *tr*

FGM/Jester Note by note! Bar af - ter

King cree Roy - al stat-us placed on thee

Witch you We will hear you We will

Choir/Nun you we will hear you we will

Pno.

86

Tpt.

MMP Tamb.

FGM/Jester

King

Witch

Choir/Nun

Pno.

bar__ Mu - sic is our bridge in - to your

You, who taught the world to sing! With joy ins-tead of suff-er -

know you We will love We will love

know you__ with joy ins-tead of suff-er -

89

Tpt.

MMP Tamb.

FGM/Jester

King

Witch

Choir/Nun

Pno.

world Note by

ing + MMP Humb - ly now I do de - cree

you We will see you We will

ing We will see you__ we will

ff

14 I Won't Be Around

Majestically and proudly

David Stanley

♩=80

E. Gtr. *mf*

Pno. *mf*

E. Gtr.

Pno.

9 *p* Simply

King

Noth-ing stays the same. Ev'-ry thing must change I

Pno. *p*

11

King

lived my life. with bless - ings and a crown. But

Pno.

13

King

noth ing stays the same_ Ev'-ry thing must change The

Pno.

15

King

time will come when I won't be a-round__ Won't be a - round Won't be a-

Pno.

mp

18

King

round The time will come when I won't be a-round__ So make me

Pno.

21

King

proud Just make me proud! I'll be in_ your heart____ for

Pno.

King *e-ver_*

E. Gtr. *mf*

Pno. *mf*

E. Gtr.

Pno.

The late Queen enters as a ghostly figure. She stands at a distance behind the King. She looks lovingly at her husband.

King *No-one stays the same*

E. Gtr.

Pno.

35

King

Ev' ry-one must change We can't go on_ liv-ing in the past__ I've

Pno.

38

King

worr-ied e'v - ry day_ That you will be O - K__ The

Pno.

40

King

time will come to say good-bye at last__ Won't be a - round Won't be a -

Pno.

f

43

King

round The time will come when I won't be a-round__ So make me

Pno.

46

King

proud Just make me proud! I'll be in_ your heart_

Pno.

49

King

for - e-ver One thing, that joins the earth to

Pno.

mf

mf

Glances back at the Queen.

52

King

heav-en_ A fre-quen-cy_ that both of us can hear!

Pno.

cresc.

cresc.

55

King

Sing and play your mus-ic_ For - ev-er!_ I'll be list-en-ing my dear.

Pno.

f

f

Company shoulder sways. The King and Queen shadow dance together, but never touching.

6

58

King

E. Gtr.

Pno.

f

f

f

61

E. Gtr.

Pno.

Queen moves forward.

64

E. Gtr.

Pno.

67

King
No - one stays the same_ Ev' ry-one must change

Queen
No - one stays the same_ Ev' ry-one must change The

E. Gtr.

Pno.

69

King
I've

Queen
time has come when you won't be a-round_ I've

E. Gtr.

Pno.

71

King
worr-ied e'v - ry day_ That you will be O - K__

Queen
worr-ied e'v - ry day_ That you will be O - K__

E. Gtr.

Pno.

73

King
Hea-vy is__ the head that wears the crown__ Won't be a -

Queen
Won't be a -

E. Gtr.

Pno.

Company leads enter stage.

75

King
round Won't be a-round The time has come when I won't be a-round

Queen
round Won't be a-round The time has come when I won't be a-round

Pno.

78

King
— So make me proud Just make me proud!

Queen
— So make me proud Just make me proud!

Pno.

81

King
I'll be in_ your heart_____ for

Queen
I'll be in_ your heart_____ for

Pno.

10

84

King
e - ver_

Queen
e - ver_

Choir/
MMP/Lds

Pno.

86

King
Noth - ing stays the same__

Queen
Noth - ing stays the same__

Choir/
MMP/Lds
Noth - ing stays the same__

Pno.

87

King
Ev' - ry thing must change I

Queen
— Ev' - ry thing must change

Choir/
MMP/Lds
Ev' - ry thing must change You

Pno.

88

King
live my life_ with bless - ings and a crown

Queen
— with bless - ings and a crown

Choir/
MMP/Lds
live your life_ with bless - ings and a crown

Pno.

89

King

Queen

Choir/
MMP/Lds

Pno.

But nothing stays the same

Noth - ing stays the same

But nothing stays the same

91

King

Queen

Choir/
MMP/Lds

Pno.

Ev' - ry thing must change The

Ev' - ry thing must change

Ev' - ry thing must change The

92

King
time has come when I won't be a-round__ Won't be a -

Queen
— when you won't be a-round__ Won't be a -

Choir/
MMP/Lds
time has come when you won't be a-round__ Won't be a -

Pno.

Company wave in time with the music

94

King
round Won't be a - round The time has come when I won't be a-round

Queen
round Won't be a - round The time has come when you won't be a-round

Choir/
MMP/Lds
round Won't be a - round The time has come when you won't be a-round

Pno.

King
— So make me proud Just make me proud! I'll be in_ your heart_

Queen
— So make me proud Just make me proud!

Choir/
MMP/Lds
— So make us proud Just make us proud!

Pno.

King
For

Queen
I'll be in_ your heart For

Choir/
MMP/Lds
We'll be in_ your heart For

Pno.

104

King

Queen

Choir/
MMP/Lds

E. Gtr.

Pno.

108

E. Gtr.

Pno.

Company wave. Queen removes the King's cape and escorts him to heaven.

111

E. Gtr.

Pno.

rit.

15 The Coronation

The King stops, turns around and slowly removes his crown. He carefully places it on the throne. He slowly walks away with the Queen, glancing back at his people. Breaking the moment, the Royal Cook proudly walks across the stage holding aloft a silver tray of Coronation Chicken sandwiches.

Royal Cook: "Coronation Chicken! Get your sandwiches here! Lovely chicken!"

Jester: "Your Majesty, may I present Prince Wayne and Princess Waynetta of Medwaynia" David Stanley

♩=100

Organ *pp*

Pedals *pp*

"And Sir Loofah and Lady Soapina Faucet of the Royal Water Sovereignty of Bristol and Bathandia" "Doctors Nat, Mat, Pat, Platt and Pratt of the Royal College of Music Man Maldorat"

3

Org. *cresc.*

Ped.

"Representing the Musical Territories of the Glissandian Salvation Army, your Generals, Major Mistake and Minor Mishap!"

5

Org.

Ped.

"And finally, all the way from the far side of the mighty Glissandian Alps,
it's Prince Albert Cwiggle of Tickletopia!"

7

Org.

Ped.

*The bearers of the Glissandian State Sword enter and stand either side of the throne.
They stand perfectly still holding the sword for the entire ceremony like Penny Mordaunt!*

9

Org.

f

Ped.

f

11

Org.

Ped.

13

Org.

Ped.

The Nuns enter the stage.

15

Org.

Ped.

17

Choir/Nun/
FGM/Jester

Org.

Ped.

f

Te Sem - per Vi - de - bi - mus! De! - o

The Archbishop of Glissandia enters with Cackles (in robes),

19

Choir/Nun/
FGM/Jester

Org.

Ped.

Te Sem - per Au - die - bi - mus! De - o!

21

Choir/Nun/
FGM/Jester

De - o, De - o!

Te Mu - si - ca Scie - bi - mus!

Org.

Ped.

The Archbishop of Glissandia holds the Crown aloft to the audience as the piper plays.

23

Choir/Nun/
FGM/Jester

Te Sem - per A - ma - bi - mus!

A ma - bi - mus!

Bagp.

Org.

Ped.

25

Choir/Nun/
FGM/Jester

Te Sem - per Vi - de - bi - mus! De! - o

ff

Bagp.

ff

Org.

ff

Ped.

ff

27
Choir/Nun/
FGM/Jester

Te Sem - per Au - die - bi - mus! De - o!

Bagp.

Org.

Ped.

29 De - o, De - o!

Choir/Nun/
FGM/Jester

Te Mu - si - ca Scie - bi - mus!

Bagp.

Org.

Ped.

31 Te Sem - per A - ma - bi - mus!

Choir/Nun/
FGM/Jester

A ma - bi - mus!

Bagp.

Org.

Ped.

34

Bagp.

Org.

Ped.

Cackles sits on the throne, assisted by the Fairy Godmother

39

Choir/Nun/
FGM/Jester

Maestoso ♩=110

f + MMP

Gliss-an-di - a, Gliss-an - di - a! We sa

Bagp.

Org.

Ped.

Salute (behind ear)

The Archbishop crowns the Cackles

43

Choir/Nun/
FGM/Jester

lute Gliss-an-di - a! For the mus-ic, ne-ver end-ing mus-ic, Crash it on the

Org.

Ped.

47

Choir/Nun/
FGM/Jester

cym - bal, Bang it on the big bass drum! And may

Org.

Ped.

50 *Point up* *Point down* *Sign star*

Choir/Nun/
FGM/Jester

God be al - ways there be - side thee, Ligh - ting up our

Org.

Ped.

Guard: "God Save the Cat!"
 Company: "God Save the Cat!"
 Guard: "Long Live the Cat!"
 Company: "Long Live the Cat!"

52 *Point to Cackles on the throne*

Choir/Nun/
FGM/Jester

star, Gliss - an - di - a!

Org.

Ped.

Pno.

All the MMP replace

their caps with their crowns

Salute (behind ear)

55 *ff*

Choir/Nun/
FGM/Jester

Gliss-an - di - a Gliss-an - di - a! We sa-lute Gliss-an - di -

Ped.

Pno. *ff*

59

Choir/Nun/
FGM/Jester

a! For the mus - ic, ne-ver end-ing mus - ic, Crash it on the

Pno.

62

Choir/Nun/
FGM/Jester

cym - bal, Bang it on the big bass drum! And may

Pno.

65 *Point up* *Point down* *Sign star* *Point to throne*

Choir/Nun/
FGM/Jester

God be al-ways there be - side thee, Ligh-ting up our star, Gliss - an - di -

Pno.

68 *Point up*

Choir/Nun/
FGM/Jester

a! And may God be al - ways there be -

Pno.

70 *Point down* *Sign star* *Point to throne*

Choir/Nun/
FGM/Jester

side thee, Ligh-ting up our star, Gliss - an - di - a!

Pno.

16 Finale: Glissandia Lives In Me Reprise

$\text{♩} = 70$ Vienesse Waltz *All sway*

David Stanley

f

All

Wood Blocks

Piano

f

port.

f

In the humm-ing bird song and

7

All

W.B.

Pno.

sym - pho - ny Gliss-and - ia lives in me! In the shimm-er-ing

14

All

W.B.

Pno.

mount - ains sparkl - ing sea Gliss-and - ia lives in me! On the moss - y

To Tri.

Triangle

22

All banks of Ser - e - nade By the old Gliss - and - ian tree _____ And the

Tri. To W.B. Wood Block

Pno.

29

All humm - ing bird humm - ing bird humm - ing bird song! Still lives in you and

W.B. Gliss -

Pno.

36

All me!

Choir and - ia lives in me! Gliss - and - ia lives in me!

W.B.

Pno.

43

Choir

Gliss - and - ia lives in me! Gliss - and - ia lives in me!

W.B.

Pno.

A couple dance the Vienesse Waltz

51

All

In the humm-ing bird song and sym - pho - ny Gliss-and - ia lives in

W.B.

Pno.

58

All

me! In the shimm-er-ing mount-ains sparkl - ing sea Gliss-and - ia

W.B.

Pno.

65

All

lives in me! On the moss-y banks of Ser-e-nade By the old Gliss

To Tri. Triangle

W.B.

Pno.

73

All

and - ia tree _____ And the humm-ing bird humm-ing bird humm-ing bird

To W.B. Wood Block

Tri.

Pno.

79

All

song! Still lives in you and me! Still

W.B.

Pno.

85

All lives in you and me - - - - - ow!

W.B.

Pno.

92 **rall.** *Dick plays one final elaborate arpeggio!*

All

Pno.

All: "That's enough Dick!" *Dick bashes the piano!*
Music Man Project Marines play final MMP funny fanfare! *All cheer!*

94

Queen Cackles notices the Humming Birds and starts chasing after them!
Oh Nos: "Oh! No! No ! No!" *all repeat*

95 **Henry: "My birds!"**

♩=70 ♩=120

96

All

Still lives _____ in you _____ and me! _____

Pno.

103

All

My birds! YEAH!

Pno.

17. Join Together

Lyrics by Jenny Hitchcock

Music by David Stanley

♩=120

A Solo

In times of un-cer-tain-ty love and friend-ship see you through
These times of un-cer-tain-ty joy and hum-our
faith and know ledge
strength and cou- rage

B CHOIR
Full company

Mu - sic mends an ach - ing heart, build - ing peace and hope a - new Join to - ge - ther,

Join to - ge - ther one by one Join to - ge - ther, join to - ge - ther hand in
hand in hand in All to - ge - ther, all to - ge - ther, side by side

C

1, 2, 3 | 4.

hand in hand in All to - ge - ther, all to - ge - ther, side by side

23 side by side
 All to - ge - ther, all to - ge - ther hand in hand in

D

28
 hand

E

35 side by side
 All to - ge - ther, all to - ge - ther side by side

40 side *ff*
 All to - ge - ther, all to - ge - ther hand in hand in hand.

18. High, Low, Middle!

Music and Lyrics by David Stanley

Allegro $\text{♩} = 80$

A Choir

C F/C C C/G C F/C C /G Am⁷ G/B C B/C C

Voices *Full Company* We strum our gui-tars

Piano *mf*

6 C⁶ C Dm A/D Dm Em B/E Em

We blow our_ trum-pets, We shake our ma-ra-cas And

B

11 Dm⁷ Em⁷ Fm⁷ D⁹/F[#] G F/G G C⁶ G Fadd⁹

then we sing our song,_ it goes: High Low Mi-ddle, High Low

16 G E⁷/G[#] Am⁷ Em Fadd⁹ F/G C G Am⁷ G/B

Mi-ddle, High Low Mi-ddle, High Low Low! And ag-ain sing:

21 ^{2.} C F/C C C/G C F/C C /G /A /B C

Low! Mus-ic!

RH

9 LH

26 G Am/G G F C Dm⁷

We love to play_ mus-ic, We can sing, we can bring joy___ to the world_ to day..

31 G⁷ /F /E /D C G Am/G G

Mus-ic! We love to play mus-ic!

RH

9 LH

36 F C D⁷ G⁷ C C G Am⁷ G/B

With our A - fri - can drums we can play with our chums, Hey hey! It's the Mus-ic Day!___ So let's sing:

D

41 C⁶ G Fadd⁹ G E⁷/G[#] Am⁷

High Low Mid-dle, High Low Mid-dle, High Low

46 Em Fadd⁹ F/G 1. C G Am⁷ G/B 2. C F/C C C/G

Mid-dle, High Low Low! And a-gain sing: Low!

E

51 C F/C C /G /A /B C B/C C C⁶ C Dm A/D Dm

We strum our gui-tars, We blow our_ trum-pets,

56 Em B/E Em Dm⁷ Em⁷ Fma⁷ D⁹/F[#] G F/G G

We shake our ma-ra-cas And then we sing reg - gae!_ it goes:

F *Reggae*

61 C^6 G $Fadd^9$ G Am^7

High Low Reg-gae High Low Reg-gae High Low

66 Em $Fadd^9$ F/G C G Am^7 G/B C G Am^7 G/B C^6

Reg-gae High Low Low! a - gain sing: Low! High Low

1. 2. *Swing Meno mosso* **G**

71 G $Fadd^9$ G Am^7 Em

Rag-time High Low Rag-time High Low Rag-time

76 $Fadd^9$ F/G C G Am^7 G/B C

High Low Low! And a-gain SWING! Low! High Low

1. 2. *Straight* $\text{♩} = 120$ *Boogie-Woogie* **H**

81 (#11) add⁹ b⁹ C C Gaug C (#11) add⁹ b⁹ C

Boo-gie Woo - gie! High Low Boo-gie Woo - gie! High Low Boo-gie Woo - gie!

86 **I**

1. High Low Low! 2. **Meno mosso** $\text{♩} = 100$ *Fiddle in the Middle!* Low! High Low Fiddle in the middle

C /G /A /B C⁶ G

91 Fadd⁹ G Am⁷ Em Fadd⁹ F/G

High Low Fiddle in the middle High Low Fiddle in the middle High Low Low!

96 **J**

1. C 2. C/G Cm B^b E^b/B A^b

— And a - gain STRING!

♩=140 *Tango!*

101 G Ab Bb Ab G Cm Cm(ma7)

106 Cm7 Cm6 Ab/C Cm Cmsus Cm G Gma7 G7 G6 Gaug

111 G Cm Gaug Cm Gaug

High Low Tan-go

K

116 Fm Gaug Ab Gaug Fm Fm/G

High Low Tan-go High Low Tan-go High Low

121 Cm Cm G Fm G

Low High Low Tan-go High Low Tan-go

L Presto ♩=160 *Flamenco!*

126 A^b Gaug/E^b Fm Fm/G Cm D^b E^b D^b

High Low Tan-go High Low Low!

131 Cm D^b E^b D^b Cm D^b E^b D^b Cm

High Low Fla-men-co! High Low Fla

136 D^b E^b D^b Cm D^b E^b D^b Cm D^b 1. C Gsus

men-co! High Low Fla-men-co! High Low Low

M

1 and 2 "Gangnam Style"
3 and 4 "Do the Floss"

141 ^{2.}C C⁶ G Fadd⁹

8 *Low* Gangnam Style! High High Low Low Gang-nam Style! High High Low Low
Do the Floss! Do the Floss!

146 G Am⁷ Em Fadd⁹ F/G C G Am⁷ G/B

Gang-nam Style! High Low Gang-nam Style! High Low Low! And a-gain sing:
Do the Floss! Do the Floss! Do the Floss! Low And a-gain sing:

Meno mosso

N

151 ⁴ rit. $\text{♩} = 130$ Can-Can!

C G G/F G/E G/D C⁶ G F

Low! High Low Can-Can! High Low

156 G Am Em Fadd⁹ F/G C G Am⁷ G/B

Can-Can! High Low Can-Can! High Low Low! And a-gain sing:

161 ^{2.}F G⁶ G⁹ C F/C C C/G C G⁷ C

High Low Low!

$\text{♩} = 80$